



TFA SCOUTED

MAY 2023



TABLE OF CONTENTS



ESPEN GARNAS // LILLESTRØM SK // 3	BORIS VAN SCHUPPEN // NAC BREDA // 94
LUKAS WALLNER // FC LIEFERING // 13	CALLUM DOYLE // COVENTRY CITY // 104
SAÚL GUARIRAPA // CARACAS FC // 23	CRYZAN // SD TAISHAN // 113
HUGO SOUZA // FLAMENGO // 34	KRISZTIAN LISZTES // FERENCVAROS // 125
KEVIN MANTILLA // SANTA FE // 43	SZABOLCS SZALAY // ZTE // 134
ADRIAN GANTENBEIN // WINTERTHUR // 53	LUCIANO RODRÍGUEZ // LIVERPOOL FC MONTEVIDEO // 143
TOMAS NEMCIK // MSK ZILINA // 64	MEXX MEERDINK // AZ ALKMAAR U21 // 154
IVAN BRNIC // NK MARIBOR // 74	GREGORIO TANCO // BANFIELD // 165
ALVARO CARRILLO // REAL MADRID CASTILLA // 85	LUIS ZÁRATE // OLIMPIA ASUNCIÓN // 174





LILLESTRØM SK



SCOUT REPORT

ESPEN GARNAS

MAY 2023





Garnas is a big centre-back who's in his peak years and displays maturity and intelligence in his game. He's strong and his pace over long distances is ok but his mobility is poor and he doesn't look good when isolated against quick wingers. He's dominant in the air both in attack and defence. His defensive positioning is very good, intercepting lots of passes and crosses, getting tight to prevent rivals from turning and running at him and anticipating every time he has the chance. On the ball, he plays forward very often and with good quality, both long and short. He's calm to play from the back even when under pressure.

T = Technique I = IQ (football intelligence) P = Personality P = Power S = Speed T = Tier (potential Tier - see explainer) E = Energy
R = Rating (Big, Medium, Small) if he moved to that Tier today

Score explanations (other than potential tiers): 0-2 = poor 3-4 = average 5-6 = good 7-8 = very good 9 = exceptional

Espen Garnas

Lillestrøm SK

Category	Description	Points
International Appearances	No data	0
Domestic Minutes	Band 6: 87%	1
Continental Minutes	No data	0
League Position	Lillestrøm: Norway Eliteserien - #4	0
Continental Progression	No data	0
League Quality	Eliteserien	4
Total	Ineligible	5

This calculation is based on rules agreed by the FA and the Home Office for players to play in England. There will be edge cases and different interpretations. Our Governing Body Endorsement (GBE) status tool should be used as a guide to assess the likelihood of a player meeting the criteria, rather than a definitive assessment. GBE criteria are regularly reviewed by the FA and Home Office. Any changes will be incorporated into our calculations when they are announced.

NB: Our calculations don't currently take into account injury data or, for players under 21, any additional points from the youth criteria. There are variations to the GBE criteria for players to play in Scotland and details can be found on the Scottish FA website.

TFA

PLAYER PROFILE

Espen Bjornsen Garnas is 28 years old (31/12/1994) and he is 190cm tall. Espen Bjornsen Garnas prefers to play with his right foot. His jersey number is 4.

He is right-footed and his primary position is a centre-back.

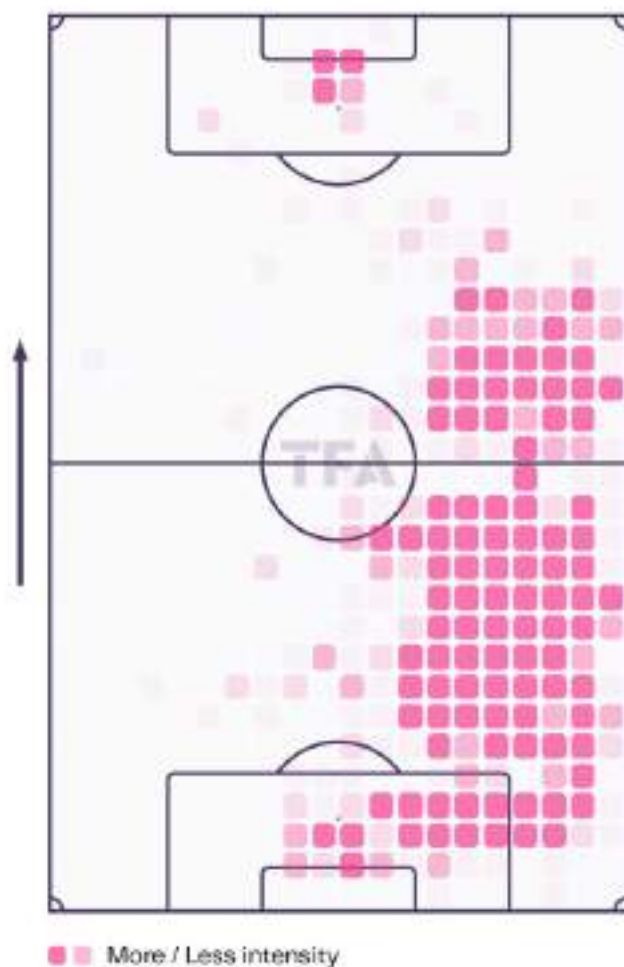
He has a current market value of €500,000.

PLAYER HISTORY

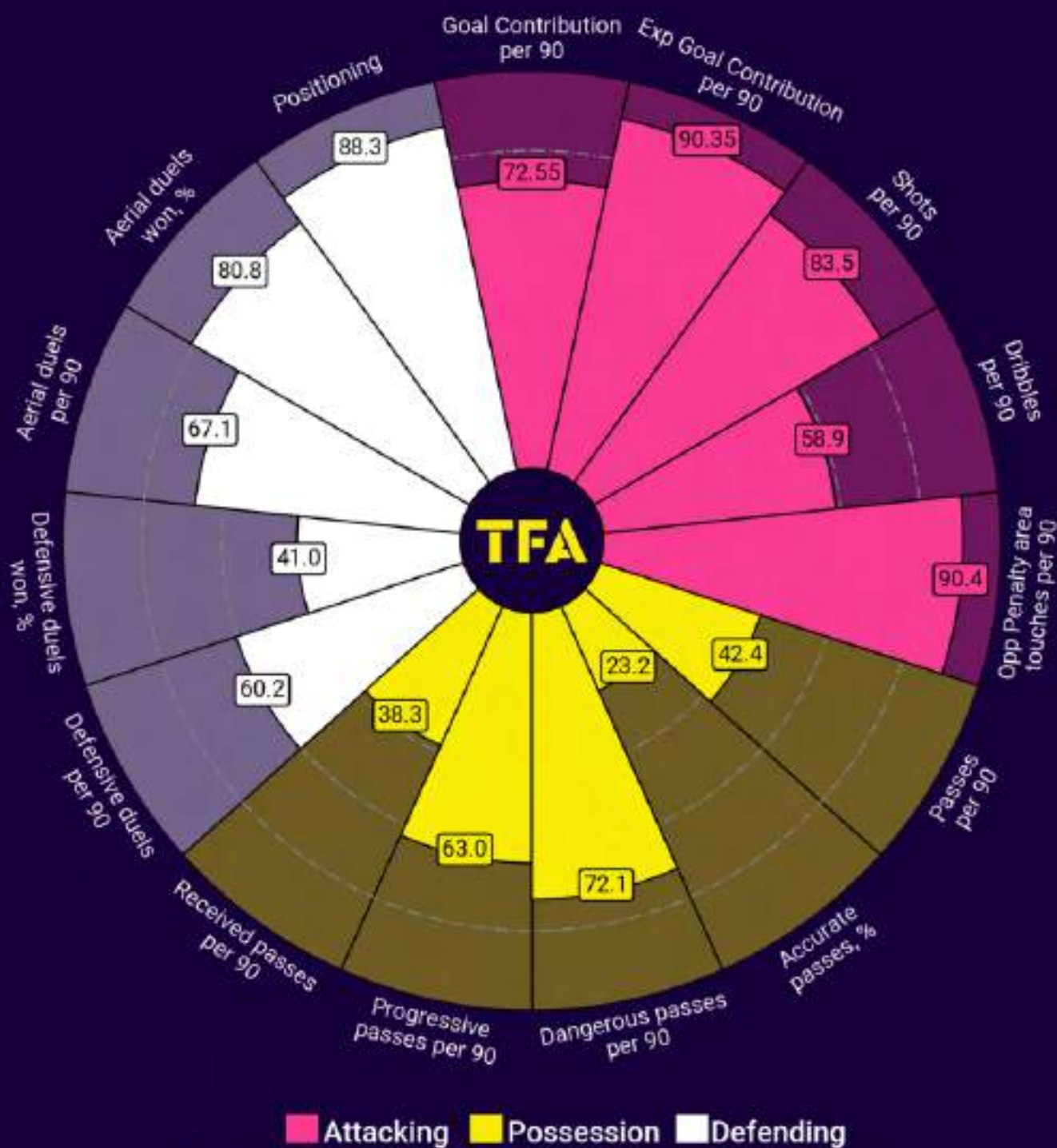
Espen Garnås is a Norwegian football defender who plays as a central defender for Lillestrøm.

E. GARNÅS HEATMAP

All games from Eliteserien 2022



E. Garnås | RCB | 2553 minutes played
 Lillestrøm | 28-years-old | Season 2022-23



Percentile Rank vs RCBs in Norway-Eliteserien-1 | Data from Season 2022-23

DEFENSIVE PHASE

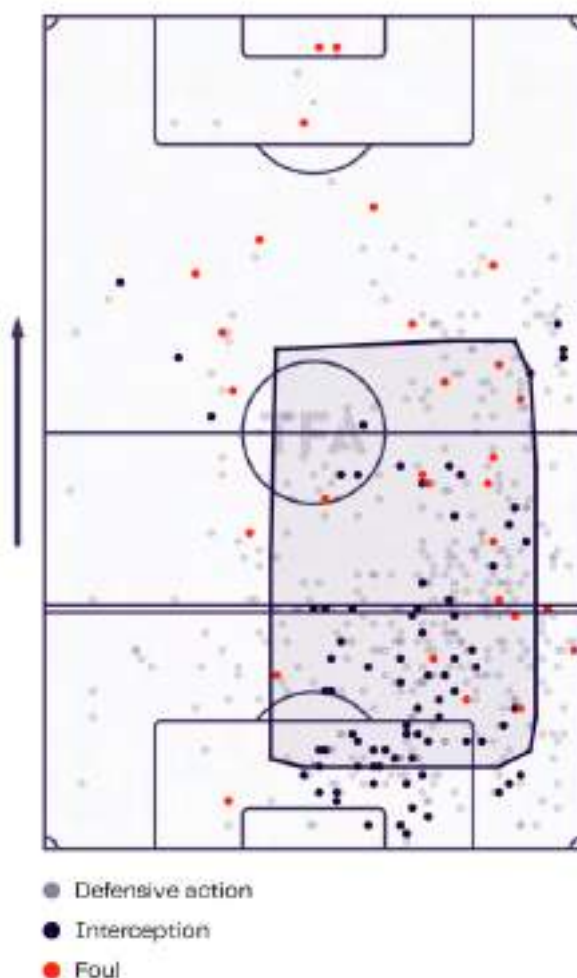
Very good positioning reads the game very well and reacts quickly to intercept passes and anticipate. Needs to be very accurate with his positioning and prevent rivals from receiving the ball or turning as he has problems in 1v1. Marks players very well and is intelligent to avoid getting caught isolated and in situations in which he would struggle.

Dominant in the air, attacks the ball with determination and has a good spring and size to win aerials. Often anticipates and intercepts passes with his head too. Defends very well both in direct passes and in crosses.

Brave to jump and put his body between the ball and the goal to block shots, shows good intuition and instinct to prevent goals. Not especially mobile and struggles when rivals can run at him so he tries to mark tightly and be very aggressive to deny space and prevent them from running at him.

E. GARNÅS DEFENSIVE TERRITORY

All games from Eliteserien 2022




ATTACKING PHASE

Brave to receive and play from the back and looks to play forward even when under pressure even if it can lead to some dangerous mistakes. Good timing to attract rivals and then pass the ball to a free teammate. Comfortable on the ball to turn and manipulate the ball looking to create good angles to pass the ball.

Wants to play forward and does it accurately both long and short. Good progressive passes, hits the ball very well and his passes carry the right weight so they're easy to receive for his teammates. He's confident in his passing and does well most of the time but he had a couple of mistakes that could have been costly in the games watched.

E. GARNÅS PASS MAP

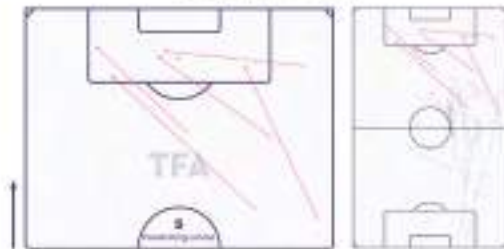
All games from Eliteserien 2022



Successful pass

E. GARNÅS PENETRATING CARRIES

All games from Eliteserien 2022



Carry
Carry into the penalty area

E. GARNÅS PROGRESSIVE PASSES

All games from Eliteserien 2022



Progressive pass
Progressive pass into the penalty area

TRANSITIONS

Despite being calm under pressure in the build-up, he doesn't display the same calmness to play quickly and forward to initiate counterattacks. He prefers to clear the ball away and avoid any mistakes in these situations. He has the qualities to improve in this aspect.

Has problems defending wide and big spaces as he's not mobile enough and is easily left out of play with simple touches by quick players. His speed once he's on the move is quite good so he can cover the back of the full-back in transitions and get to passes before rivals but once the rivals receive and can run, he struggles.

E. GARNÅS BALL PROGRESSION

All games from Eliteserien 2023



↗ Progressive run

● Successful / Unsuccessful dribble

PHYSICAL PROFILE

Garnas is 190 cm tall and has a well-built physique.

He has good strength and shows the ability to dominate his opponents physically. He shows good jumping power but lacks proper direction in his headers.

He is agile and shows good recovery speed. His acceleration was good and he showed the awareness to cover the space behind him.

SIMILAR PLAYERS USING XGOLD

xGOLD is our custom-built in-house tool that uses data to match player profiles

Rafael Tolói

Atalanta
91% match

Koray Günter

Sampdoria
90% match

Ethan Ampadu

Spezia
90% match



CLUB MATCHING METHODOLOGY

Our custom-built xGOLD tool has the ability to match players to clubs from a data-driven tactical fit perspective - we then take the initial shortlist and go into further scout-led filtering, considering the key points below.

A) Playing Style

Assessing teams by their playing style and finding a suitable match for Garnas:
Teams who have higher outputs for aerial duels per 90 and progressive passes per 90.

B) Leagues

We are looking at options for the top flights of Netherlands, Portugal and Belgium.

C) Statistics

Players statistically similar to Garnas whose contracts are ending and he could replace.

Netherlands Eredivisie

Sparta Rotterdam

- They have averaged 44.4 aerial duels per 90 this season so far.
- They have also averaged the season with progressive passes per 90 of 68.03

Utrecht

- They have averaged 38.62 aerial duels per 90 this season so far.
- They have also averaged the season with progressive passes per 90 of 71.19

Twente

- They have averaged 38.02 aerial duels per 90 this season so far.
- They have also averaged the season with progressive passes per 90 of 72.09

Portugal Primeira Liga

Portimonense

- They have averaged 41.34 aerial duels per 90 this season so far.
- They have also averaged the season with progressive passes per 90 of 65.48.

Vizela

- They have averaged 37.36 aerial duels per 90 this season so far.
- They have also averaged the season with progressive passes per 90 of 62.3

Vitória Guimarães

- They have averaged 36.99 aerial duels per 90 this season so far.
- They have also averaged the season with progressive passes per 90 of 58.92

Belgium Jupiler Pro League

Cercle Brugge

- They have averaged 60.41 aerial duels per 90 this season so far.
- They have also averaged the season with progressive passes per 90 of 72.66

Anderlecht

- They have averaged 26.86 aerial duels per 90 this season so far.
- They have also averaged the season with progressive passes per 90 of 68.06

Gent

- They have averaged 34.85 aerial duels per 90 this season so far.
- They have also averaged the season with progressive passes per 90 of 70.7



FC LIEFERING

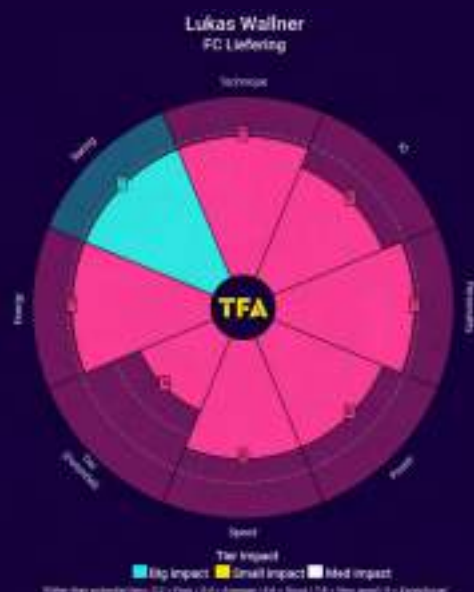


SCOUT REPORT

LUKAS WALLNER

MAY 2023





Lukas Wallner is a 19-year-old left centre-back who looks promising and has good ball-playing attributes. He knows his role with possession and is secure with his passing. He can play long balls forward as well.

Defensively, he takes up an aggressive approach and does mistime some of his tackles. He generally commits himself to a challenge by stepping up the pitch, which he needs to be aware of. He isn't the quickest and that makes him vulnerable while recovering. He has scope for improvement in his game and with experience, he will certainly play at a higher level in the coming years.

T - Technique I - IQ (football intelligence) P - Personality P - Power S - Speed T - Tier (potential Tier - see explainer) E - Energy
R - Rating (Big, Medium, Small) if he moved to that Tier today

Score explanations (other than potential tiers): 0-2 = poor 3-4 = average 5-6 = good 7-8 = very good 9 = exceptional

Lukas Wallner FC Liefering

Category	Description	Points
International Appearances	No data	0
Domestic Minutes	Band 4: 0%	0
Continental Minutes	No data	0
League Position	Liefering: Austria 2. Liga - #6	0
Continental Progression	No data	0
League Quality	2. Liga	2
Total	Ineligible	2

This calculation is based on rules agreed by the FA and the Home Office for players to play in England. There will be edge cases and different interpretations. Our Governing Body Endorsement (GBE) status tool should be used as a guide to assess the likelihood of a player meeting the criteria, rather than a definitive assessment. GBE criteria are regularly reviewed by the FA and Home Office. Any changes will be incorporated into our calculations when they are announced.

NB: Our calculations don't currently take into account injury data or, for players under 21, any additional points from the youth criteria. There are variations to the GBE criteria for players to play in Scotland and details can be found on the Scottish FA website.

TFA

PLAYER PROFILE

Lukas Wallner is a 19-year-old centre-back who plays for FC Liefering in the Austrian Liga 2.

Wallner is naturally left-footed and plays on the left side. He is good on the ball and is a committed player defensively.

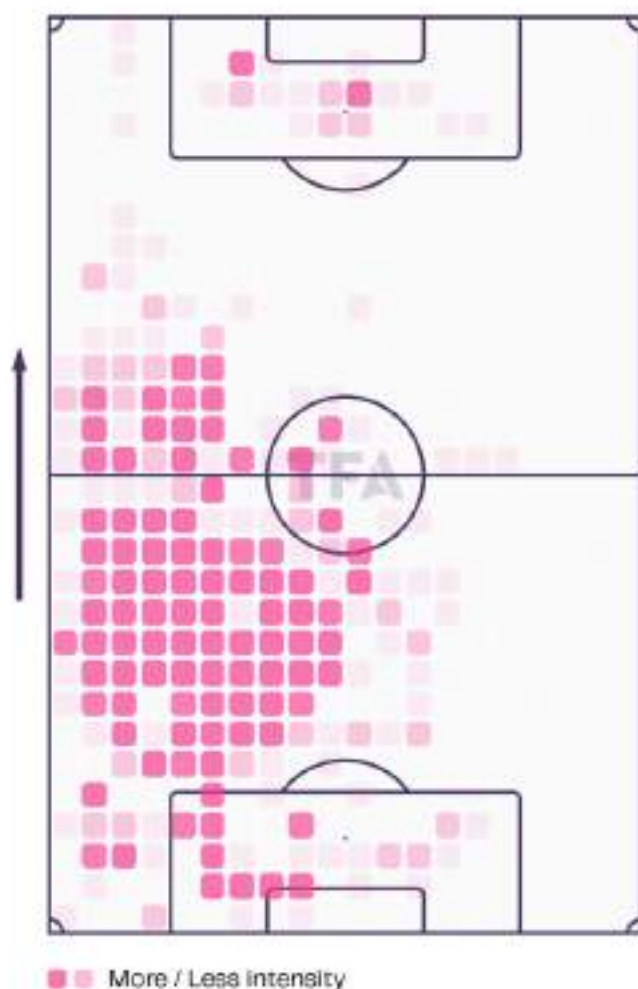
He has a market value of €500,000.

PLAYER HISTORY

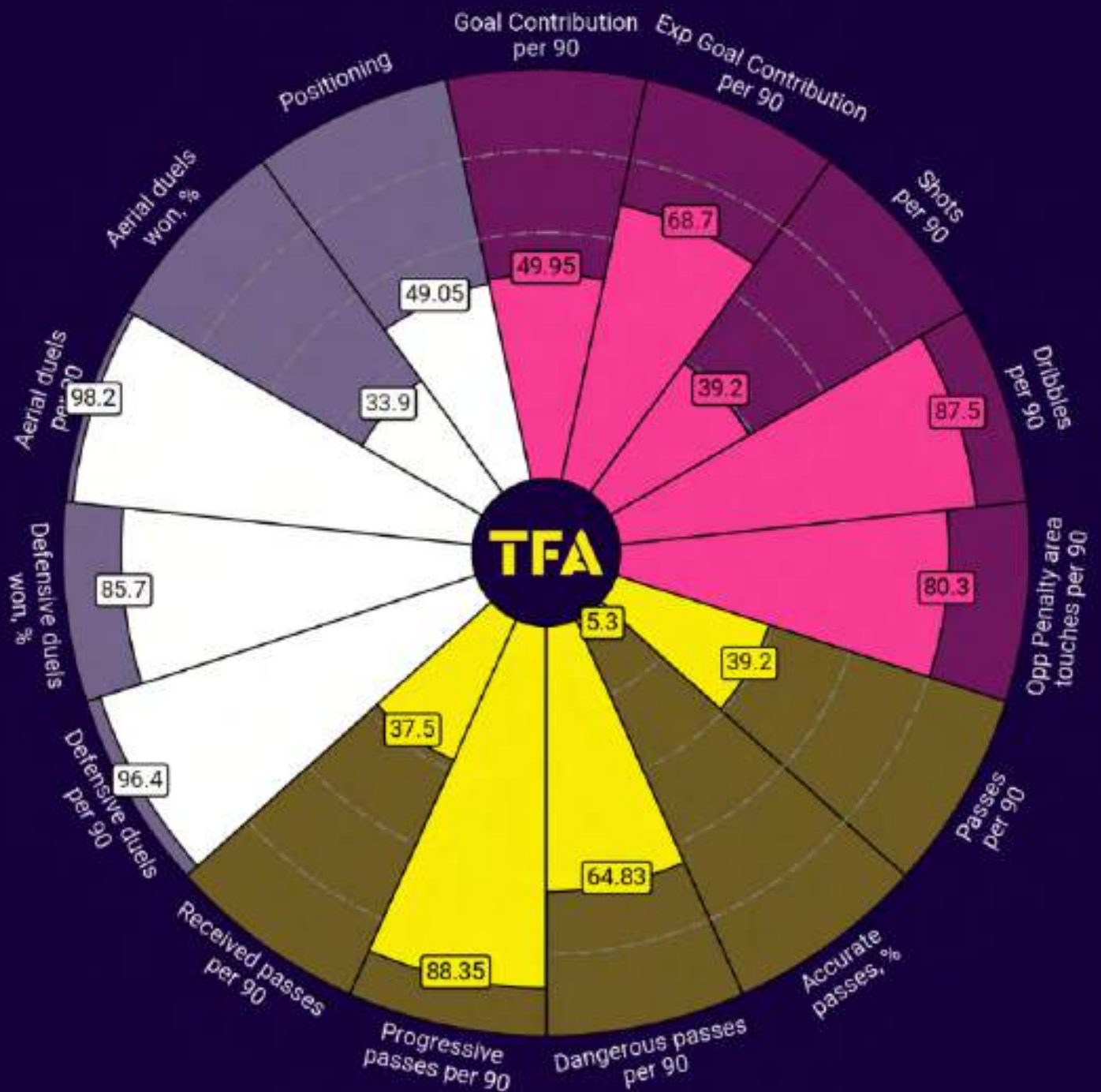
Wallner started his career at TSV but then made his progress playing for Salzburg before returning to FC Liefering in 2020. He is currently part of their first team and captains the side. He is contracted till the summer of 2025.

L. WALLNER HEATMAP

All games from 2. Liga 2022/2023



L. Wallner | LCB | 865 minutes played
 Liefering | 19-years-old | Season 2022-23



Attacking Possession Defending

Percentile Rank vs LCBs in Austria-2. Liga-2 | Data from Season 2022-23

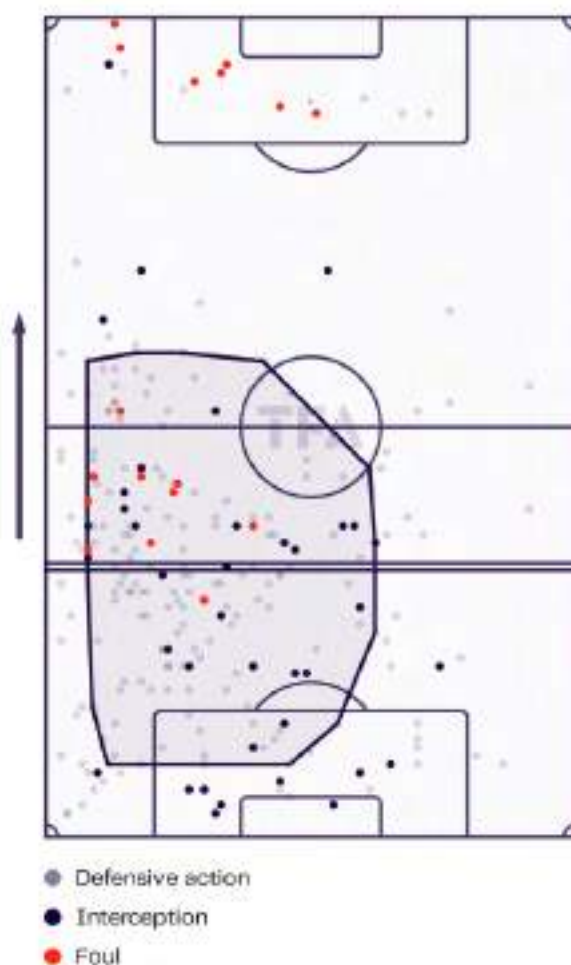
DEFENSIVE PHASE

Wallner is a tall and aggressive defender. He likes to rush off the defensive line and mark his man closely from behind. While stepping up the pitch, he commits himself to a challenge from behind and looks strong at doing so. He has the tendency to give away fouls with his tackles from behind which is something he needs to work on. Despite having long strides, he struggles to recover when he gets caught out of position. He lacks the pace in him when trying to match his opponent from stride to stride.

He is strong in the air and often intercepts long balls. But when he loses them, he does struggle to get into a defensive shape promptly. While playing a low block, he is a solid player to get past as he often wins intercepts the crosses or passes played into the box. In 1v 1 duels, he needs to do better in terms of the timing of his tackles as he lacks the composure to win them cleanly. His decision-making should be better when he steps out of his line.

L. WALLNER DEFENSIVE TERRITORY

All games from 2. Liga 2022/2023



ATTACKING PHASE

Wallner generally plays out from the back and creates passing lanes for his teammates by getting into spaces. His first touch looks neat and keeps the ball in his stride. He can release the ball with minimal touches under pressure. He is effective at recycling possession and playing it with his defensive partners. He also has an eye for a forward pass wherein, he looks ahead for options and tries to pick them out.

His forward passes are generally precise and that helps his team initiate attack through the middle or wide areas. He also understands when to play it safe and when to express himself. At times, his clearances are a little weak, which results in loss of possession in dangerous areas. He is a certain target during offensive set-pieces and wins his headers in most situations.

L. WALLNER PROGRESSIVE PASSES

All games from 2. Liga 2022/2023




L. WALLNER PENETRATING CARRIES

All games from 2. Liga 2022/2023



L. WALLNER PASS MAP

All games from 2. Liga 2022/2023



TRANSITIONS

Wallner moves the ball swiftly to include the attackers in the game during attacking transitions. He can play out from the back and occasionally carries it forward to play passes through the channel. His wide array of passes helps them out as well. He does a good job as a defensive player to help his team in counters.

During defensive transitions, Wallner generally does well to drop back when the opposition comes at them with numbers. But when he is a little close to his opponent, then he tries to challenge them when a pass is played towards him. In such situations, he needs to time his tackles better to stop the attack instead of committing fouls.

L. WALLNER BALL PROGRESSION



PHYSICAL PROFILE

Wallner has a tall frame and a lean physique. He is aggressive and strong with the tackles he makes but needs to time them better. His height allows him to dominate in the air as he wins a good number of aerial duels.

He lacks the pace in his game and that looks like a concern when he gets caught out of position or in situations having to recover.

He is a left-footed player.

SIMILAR PLAYERS USING XGOLD

xGOLD is our custom-built in-house tool that uses data to match player profiles

Diego Coppola

Hellas Verona

89% match

Lilian Brassier

Brest

88% match

Clément Lenglet

Tottenham Hotspur

85% match

L. Wallner
Season 2022-23



D. Coppola
Season 2022-23



L. Wallner
Season 2022-23

L. Brassier
Season 2022-23

L. Wallner
Season 2022-23

C. Lenglet
Season 2022-23



CLUB MATCHING METHODOLOGY

Our custom-built xGOLD tool has the ability to match players to clubs from a data-driven tactical fit perspective - we then take the initial shortlist and go into further scout-led filtering, considering the key points below.

A) Playing Style

Assessing teams by their playing style and finding a suitable match for Wallner:
Teams who have higher outputs for defensive duels per 90 and progressive passes per 90.

B) Leagues

We are looking at options for the top flights of Austria, Norway and Poland.

C) Statistics

Players statistically similar to Wallner whose contracts are ending and he could replace.

Austria Bundesliga

RB Salzburg

- They have averaged 63.15 defensive duels per 90 this season so far.
- They have also averaged the season with progressive passes per 90 of 73.98

LASK

- They have averaged 65.96 defensive duels per 90 this season so far.
- They have also averaged the season with progressive passes per 90 of 72.64

Wolfsberger AC

- They have averaged 67.04 defensive duels per 90 this season so far.
- They have also averaged the season with progressive passes per 90 of 72.04

Norway Eliteserien

Tromsø

- They have averaged 63.05 defensive duels per 90 this season so far.
- They have also averaged the season with progressive passes per 90 of 70.78

Lillestrøm

- They have averaged 57.44 defensive duels per 90 this season so far.
- They have also averaged the season with progressive passes per 90 of 67.61

Viking

- They have averaged 58.01 defensive duels per 90 this season so far.
- They have also averaged the season with progressive passes per 90 of 74.12

Poland Ekstraklasa

Górnik Zabrze

- They have averaged 62.9 defensive duels per 90 this season so far.
- They have also averaged the season with progressive passes per 90 of 72.49

Lech Poznań

- They have averaged 56.03 defensive duels per 90 this season so far.
- They have also averaged the season with progressive passes per 90 of 73.1

Piast Gliwice

- They have averaged 61.25 defensive duels per 90 this season so far.
- They have also averaged the season with progressive passes per 90 of 63.41



CARACAS FC

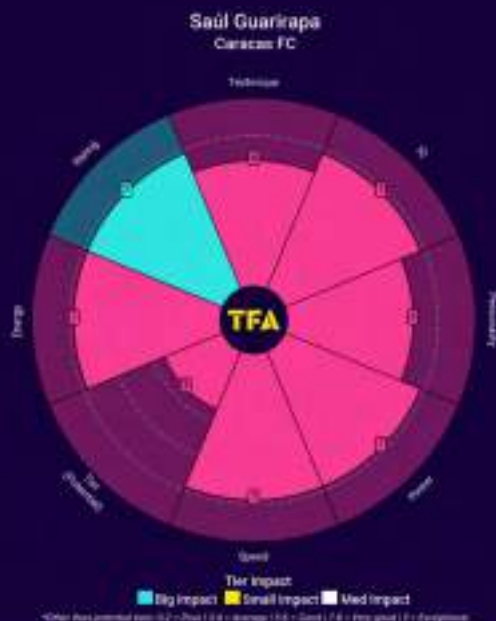


SCOUT REPORT

SAÚL GUARIRAPA

MAY 2023





Saúl Guarirapa shows good mobility up front and did pop into promising goal-scoring positions. Quite good on the ball, can drive forward with it and has the ability to take on players in 1 v 1 situations. He can play out wide and moves in from such areas which allow makes him a threat in the attacking third. His finishing technique looks good and often looks for placement rather than power.

His defensive contribution looks decent as he indulges in high press and also tracks back to support his back line when needed. His recovery attitude looks good but needs to get more game time under his belt.

T - Technique I - IQ (football intelligence) P - Personality P - Power S - Speed T - Tier (potential Tier - see explainer) E - Energy
R - Rating (Big, Medium, Small) if he moved to that Tier today

Score explanations (other than potential tiers): 0-2 = poor 3-4 = average 5-6 = good 7-8 = very good 9 = exceptional

Saúl Guarirapa

Caracas FC

Category	Description	Points
International Appearances	No data	0
Domestic Minutes	Band 6: 34%	0
Continental Minutes	Band 1: 72%	8
League Position	Caracas: Venezuela Primera Division – Title winner	10
Continental Progression	Copa Libertadores: Group Stage	5
League Quality	Primera Division	2
Total	Eligible	16

The calculator is based on rules agreed by the FA and the Home Office for players to play in England. There will be edge-cases and different interpretations. Our Governing Body (endorsement 5336) advice not should be used as a guide to assess the likelihood of a player meeting the criteria rather than a definitive assessment. DBE criteria are regularly reviewed by the FA and Home Office. Any changes will be incorporated into our calculations when they are announced.

NB: Our calculations don't currently take into account injury data or, for players under 21, any additional points from the youth criteria. There are variations to the DBE criteria for players to play in Scotland and details can be found on the Scottish FA website.

TFA

PLAYER PROFILE

Saúl Guarirapa is a 20-year-old centre-forward who plays for Caracas FC in the Liga Futve, Venezuela's Top Tier.

He is predominantly right-footed and shows good versatility up front. He can play through the middle as well as on the flank. He scored 5 goals and 2 assists in 8 appearances in the league.

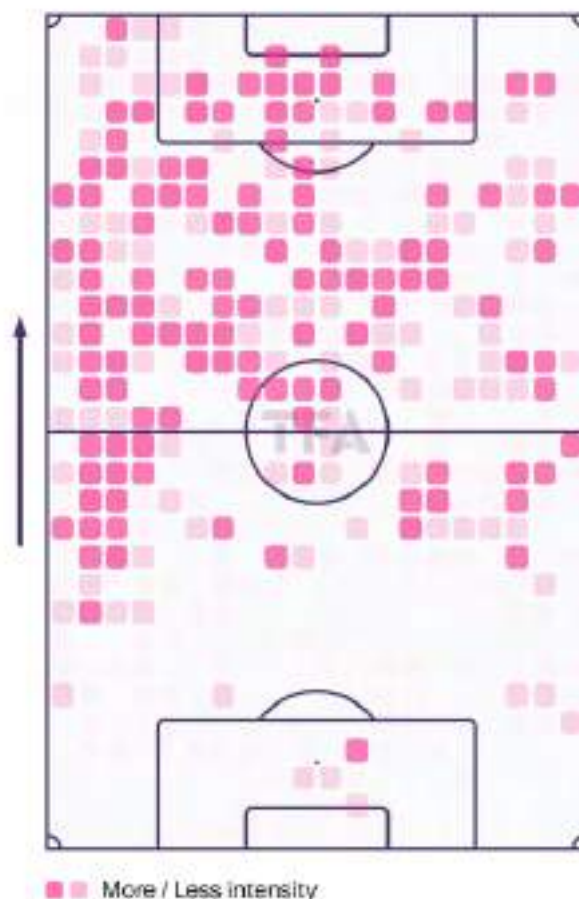
He has a current market value of €400,000

PLAYER HISTORY

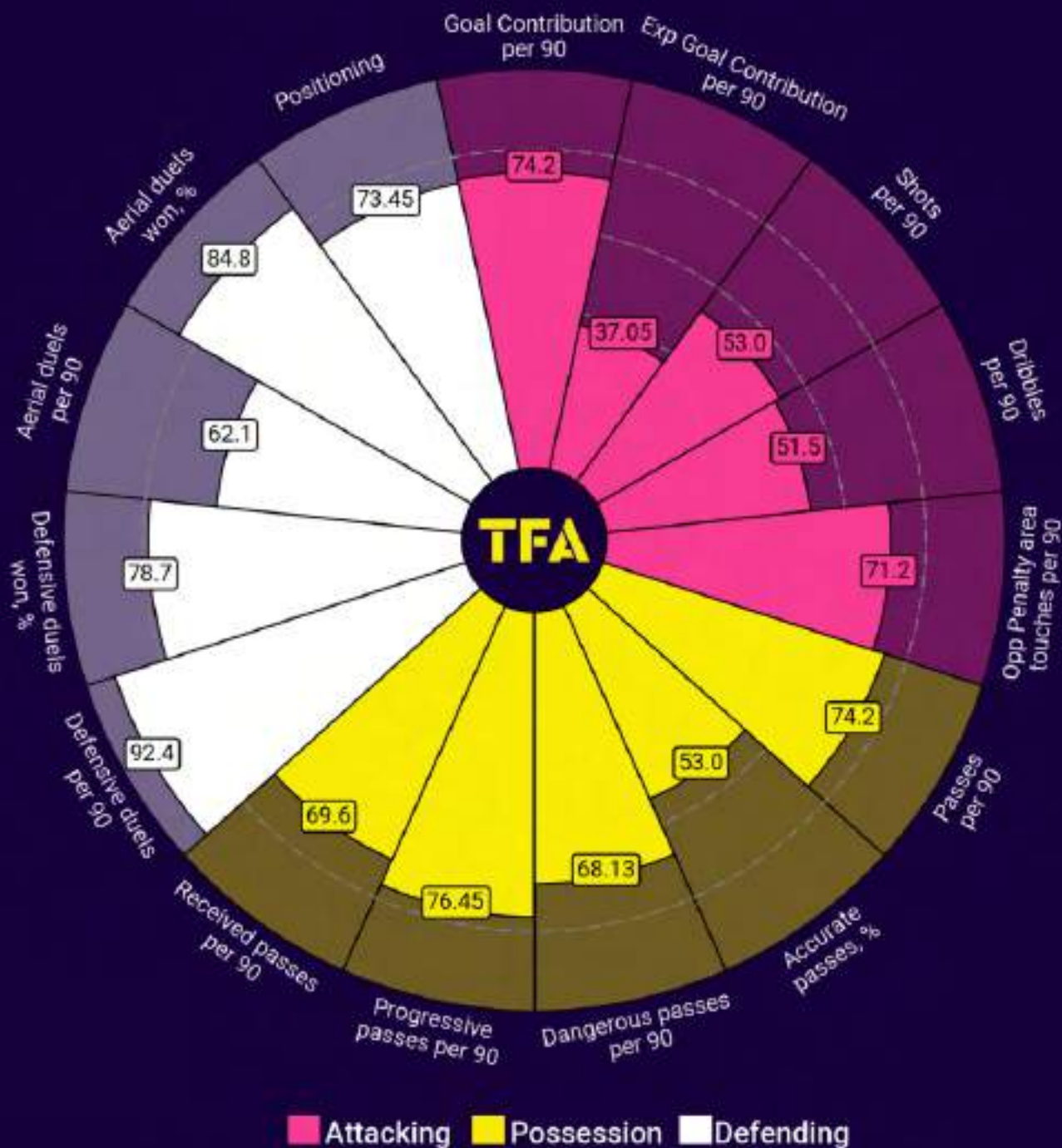
Guarirapa is a product of Caracas and is currently a part of their first team. He has a contract till December 2025.

S. GUARIRAPA HEATMAP

All games from Primera División 2022



S. Guarirapa | CF | 1009 minutes played
Caracas | 20-years-old | Season 2022-23



Percentile Rank vs CFs in Venezuela-Primera Division-1 | Data from Season 2022-23

DEFENSIVE PHASE

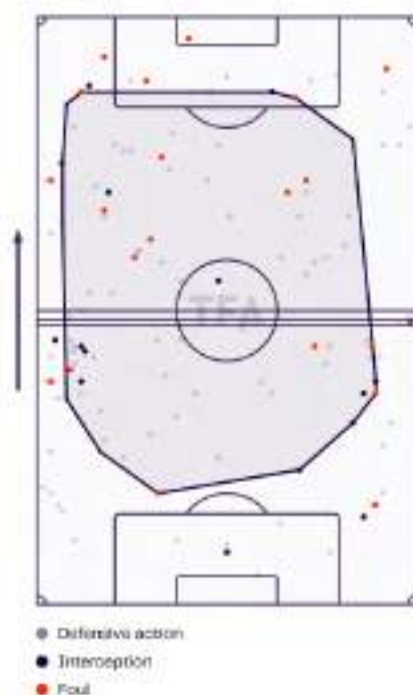
Guarirapa puts in decent defensive work as he indicates his willingness to indulge in the high press. He shows good intent while closing down higher up the pitch and does react well to pressing triggers.

He has the pace and long strides to hurry the opposition and more often, he seemed like a lone individual trying to indulge in the high press.

Good recovery intent as he tries to track back whenever the first line of the press was beaten. He did make a few crucial interceptions to break the play.

S. GUARIRAPA DEFENSIVE TERRITORY

All games from Primera División 2022



S. GUARIRAPA HIGH REGAINS

All games from Primera División 2022



ATTACKING PHASE

Guarirapa is a versatile attacker who can also play out wide when needed. He is quite mobile and also has the acceleration to evade his marker and create space for himself in the attacking third.

He likes to start wide or drop between the lines to get on the ball but needs to show better composure in terms of his first touch. He did control the ball with a hard foot on a few occasions which made it difficult to retain possession in tight spaces.

On the run, his ball control looks good and shows good skill while running at the opposition. He likes to move inside towards goal-scoring positions. His off-the-ball movement looks quite sensible as well considering he did well to react promptly upon regaining possession and did exploit the space offered in the final third.

Guarirapa shows promising instincts higher up the pitch. He gets into some interesting positions inside the box and looks quick to release a shot. His shooting technique looks good and as he tries to side-foot most of them towards the corner of the goal. He could potentially carry an aerial threat as well.


S. GUARIRAPA PASS MAP

All games from Primera División 2022



S. GUARIRAPA PROGRESSIVE PASSES

All games from Primera División 2022



S. GUARIRAPA SHOT ASSISTS

All games from Primera División 2022



➤ Shot assist / Assist

S. GUARIRAPA SHOTS

All games from Primera División 2022



S. GUARIRAPA PENETRATING CARRIES

All games from Primera División 2022



➤ Carry

➤ Carry into the penalty area

TRANSITIONS

Guarirapa seemed to be predominantly involved in the offensive transitions of his side as he looked to help his team during the build-up phase by providing passing options up front. With space behind the defence, he can exploit them by making forward runs between the defenders. He also looks like an astute dribbler capable of driving forward with the ball.

Guarirapa acts as the first line of defence during defensive transitions. He has the energy to sustain his pressure throughout the game and also indicates a good willingness to track back and help out his backline.

S. GUARIRAPA BALL PROGRESSION

All games from Premier Division 2022



PHYSICAL PROFILE

Guarirapa stands at 189 cm and has an athletic physique. He is decently strong in duels and shows good intent while trying to press his opponents higher up the pitch. Can withstand challenges from his opponent as well.

He has sufficient pace to hurt the back line and also looks mobile. His work rate looks good but needs to showcase his ability while playing the whole 90 minutes.

He is a right-footed player.

SIMILAR PLAYERS USING XGOLD

xGOLD is our custom-built in-house tool that uses data to match player profiles

L. Trossard

Arsenal
89% match

A. Griezmann

Atletico Madrid
89% match

João Félix

Chelsea
88% match



CLUB MATCHING METHODOLOGY

Our custom-built xGOLD tool has the ability to match players to clubs from a data-driven tactical fit perspective - we then take the initial shortlist and go into further scout-led filtering, considering the key points below.

A) Playing Style

Assessing teams by their playing style and finding a suitable match for Guarirapa: Teams whose striker seems to have a comparatively less goal contribution and touches in the opposition penalty area.

B) Leagues

We are looking at options for teams in the top tiers of Mexico, Colombia, Uruguay and Scotland

C) Statistics

Players statistically similar to Guarirapa and whose contracts are ending and he could replace.

Mexico Liga MX

Atlético de San Luis

- They average 0.87 goals per 90 minutes with the league average at 1.25 goals per 90
- They average 11.1 touches in the opposition box per 90 with the league average at 14.22

Atlas

- They average 1.12 goals per 90 minutes with the league average at 1.25 goals per 90
- They average 13.11 touches in the opposition box per 90 with the league average at 14.22

Querétaro

- They average 0.9 goals per 90 minutes with the league average at 1.25 goals per 90
- They average 12.08 touches in the opposition box per 90 with the league average at 14.22

Colombia Liga BetPlay

Junior FC

- They average 0.75 goals per 90 minutes with the league average at 1.04 goals per 90
- They average 10.46 touches in the opposition box per 90 with the league average at 12.35

La Equidad

- They average 0.96 goals per 90 minutes with the league average at 1.04 goals per 90
- They average 12.16 touches in the opposition box per 90 with the league average at 12.35

Deportivo Pasto

- They average 1.02 goals per 90 minutes with the league average at 1.04 goals per 90
- They average 11.18 touches in the opposition box per 90 with the league average at 12.35

Uruguay Primera Division

Cerro Largo

- They average 0.83 goals per 90 minutes with the league average at 1.21 goals per 90
- They average 10 touches in the opposition box per 90 with the league average at 13.36

Racing

- They average 0.97 goals per 90 minutes with the league average at 1.21 goals per 90
- They average 11.69 touches in the opposition box per 90 with the league average at 13.36

Wanderers

- They average 1.04 goals per 90 minutes with the league average at 1.21 goals per 90
- They average 12.18 touches in the opposition box per 90 with the league average at 13.36

Scotland Premiership

Aberdeen

- They average 1.4 goals per 90 minutes with the league average at 1.34 goals per 90
- They average 14.76 touches in the opposition box per 90 with the league average at 17.17

Motherwell

- They average 1.24 goals per 90 minutes with the league average at 1.34 goals per 90
- They average 13.36 touches in the opposition box per 90 with the league average at 17.17

St. Mirren

- They average 1.05 goals per 90 minutes with the league average at 1.34 goals per 90
- They average 14.14 touches in the opposition box per 90 with the league average at 17.17

FLAMENGO

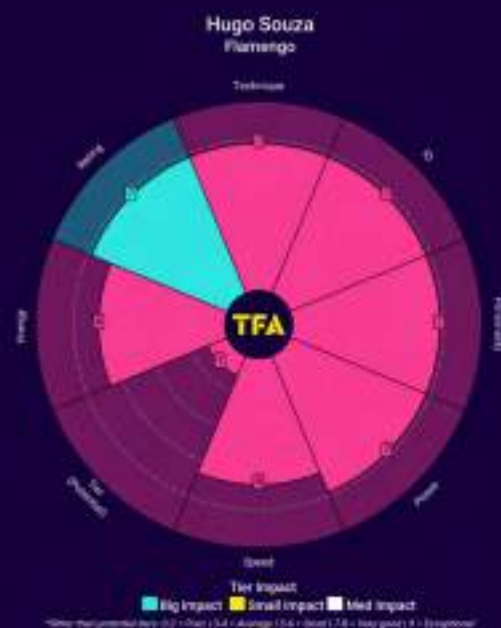


SCOUT REPORT

HUGO SOUZA

MAY 2023





Hugo Souza is a decent ball-playing goalkeeper who can play out from the back with his short/lateral passes and also provides good passing options for his teammates when under pressure. Hardly goes long with his distribution.

Strong shot-stopper with good technique and physical attributes. Looks comfortable gathering the ball and making low saves. Quick on his feet and leaves his line promptly. He is quite good at making high claims as well. Despite showing good athleticism, he did not make extraordinary saves as such and some of the goals could have been prevented.

T = Technique I = IQ (football intelligence) P = Personality P = Power S = Speed T = Tier (potential Tier - see explainer) E = Energy
R = Rating (Big, Medium, Small) if he moved to that Tier today

Score explanations (other than potential tiers): 0-2 = poor 3-4 = average 5-6 = good 7-8 = very good 9 = exceptional

Hugo Souza Flamengo

Category	Description	Points
International Appearances	No data	0
Domestic Minutes	Band 3: 37%	2
Continental Minutes	Band 1: 23%	0
League Position	Flamengo: Brazil Série A - Band 1 Group Stages	
Continental Progression	Copa Libertadores: Final	10
League Quality	Serie A	8
Total	Eligible	23

This calculator is based on rules agreed by the FA and the Home Office for players to play in England. There will be edge-cases and different interpretations. Our Governing Body Enforcement (GBE) status tool should be used as a guide to assess the likelihood of a player meeting the criteria rather than a definitive assessment. GBE criteria are regularly reviewed by the FA and Home Office. Any changes will be incorporated into our calculations when they are produced.

NB: Our calculations don't currently take into account injury data or, for players under 21, any additional points from the youth criteria. There are variations to the GBE criteria for players to play in Scotland and details can be found on the Scottish FA website.

TFA

PLAYER PROFILE

Hugo Souza is a 24-year-old Brazilian goalkeeper who is currently playing for Flamengo in the Brazil First tier.

He is a right-footed player who shows decent ball-playing attributes. He had 2 clean sheets in 15 appearances in the 2022 season.

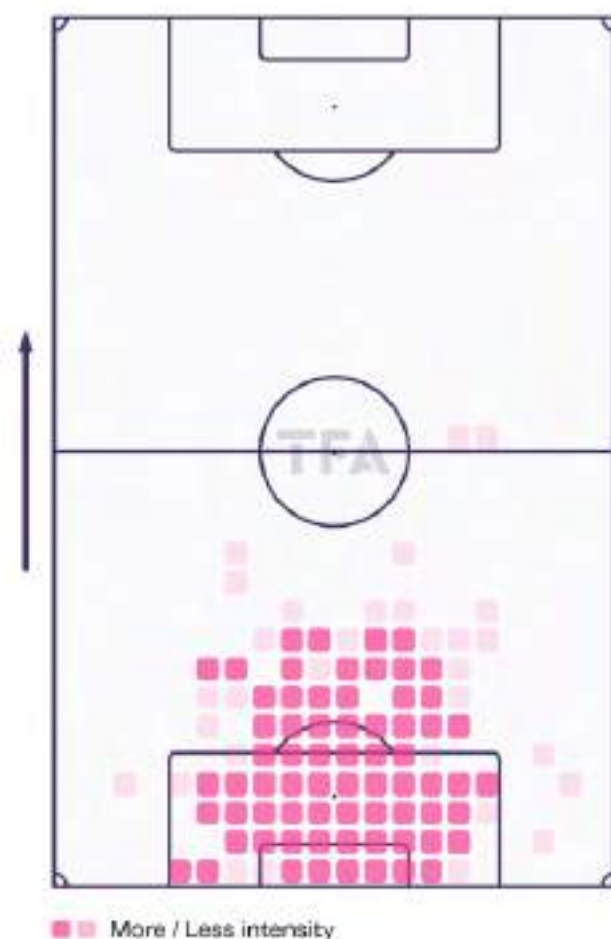
He has a current market value of €2,000,000.

PLAYER HISTORY

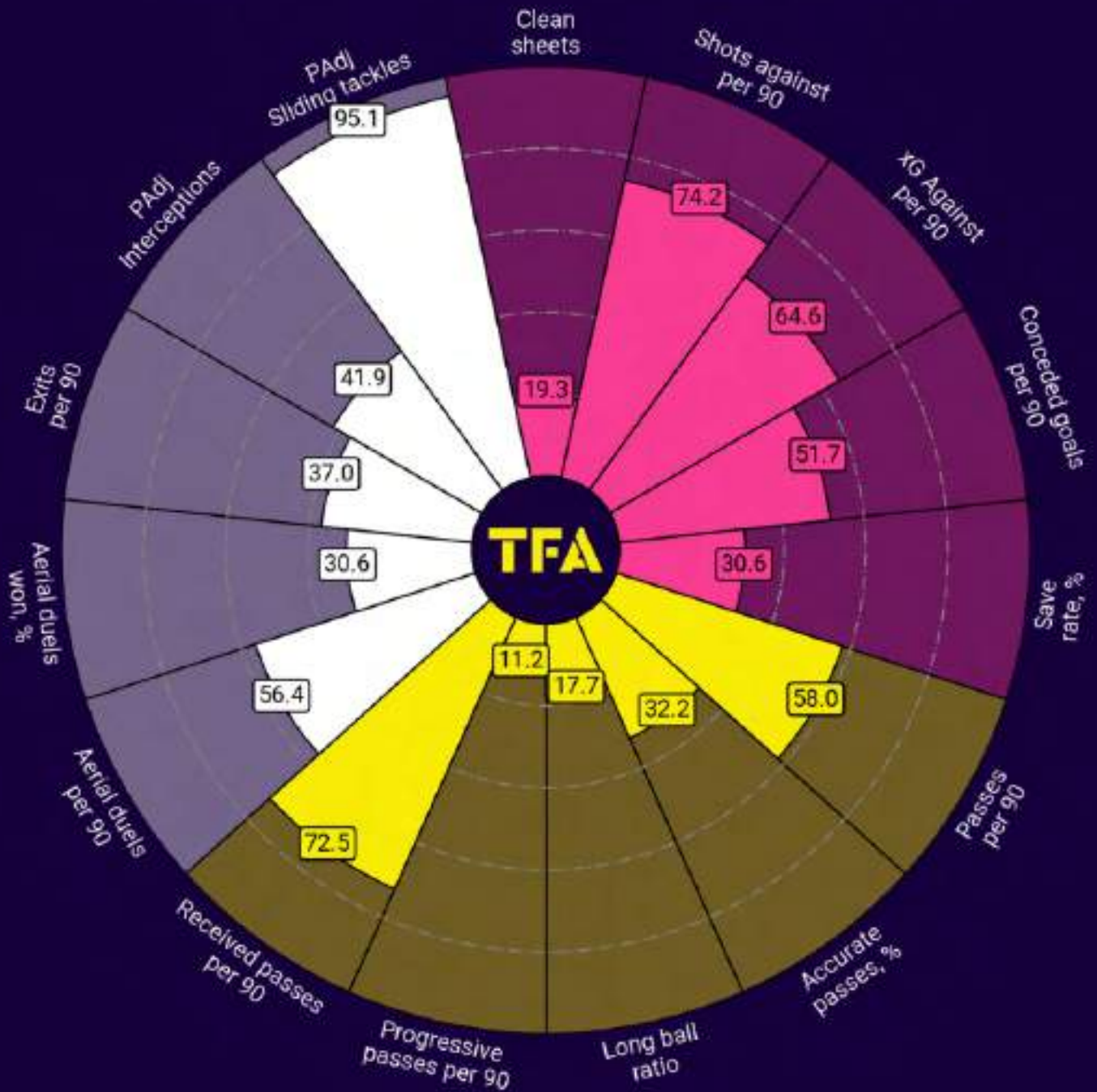
Souza is a product of Flamengo's academy and is currently a part of their first team. He is contracted till December 2025.

HUGO SOUZA HEATMAP

All games from Serie A 2022



Hugo Souza | GK | 1424 minutes played
 Flamengo | 24-years-old | Season 2022-23



■ GK Metrics ■ Distribution ■ Defending

Percentile Rank vs GKs in Brazil-Serie A-1 | Data from Season 2022-23

AERIAL PRESENCE

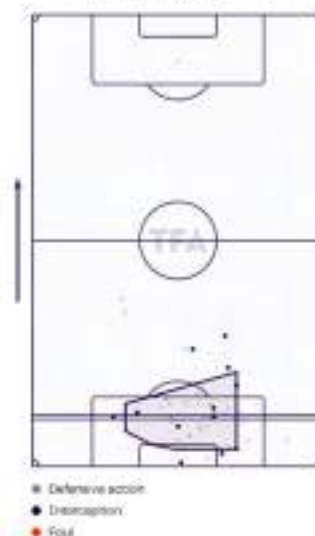
Souza has a dominant presence inside the box and generally comes out of his line with authority as he makes those crucial high claims and interceptions.

His high claims were solid and generally preferred to hold on to the ball rather than punch it. Doesn't seem to get caught in no man's land.

Quick on his feet and combined with a good starting position allows him to intercept most of the forward passes played between him and his back line.

HUGO SOUZA DEFENSIVE TERRITORY

All games from Serie A 2022



DISTRIBUTION

Souza looks like a decent ball-playing goalkeeper. He can help his team play out from the back as he provides very good passing options for his teammates by making himself available. He likes to play ground passes to his centre-backs or full-backs to aid the build-up phase. Doesn't seem to fluster under pressure and often looks to pick the right pass.

His starting position is quite good and doesn't mind stepping out of his box to make himself available as a passing option.

HUGO SOUZA PASS MAP

All games from Serie A 2022



SHOT STOPPING

Souza looks comfortable handling the ball. Confident shot-stopper, quite comfortable at dealing with shots from range and also close proximity. His starting position is good and is always on his toes which allows him to make those positional adjustments promptly.

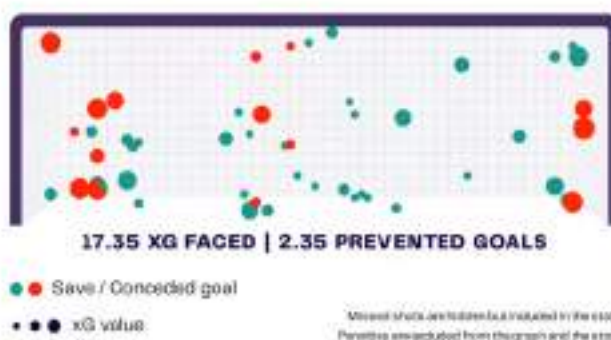
His reflexes are sharp and does well to make those low saves effectively despite having a tall frame. He is quick to get back on his feet upon making a low save and has the athleticism to deal with shots going away from him. He seems to do the basics right but some of the goals he conceded could have been avoided. Despite showing the right attributes, he did too many crucial saves as such.

He prefers to gather the ball rather than push it away. He is quite solid doing so and he hardly fumbles or flusters under pressure.

Souza is quick on his feet to come out of his line in 1 v 1 situations. He likes to make himself big and generally gets into the right positions to deny the scorer. His imposing frame also helped him when he came out of his line.

HUGO SOUZA SHOTS FACED BY GK

All games from Serie A 2022



PHYSICAL PROFILE

Souza stands at 199 cm and has an athletic physique. With a tall frame, he looks quite dominant while making high claims.

Shows good athleticism while making saves and does it with conviction as well. Quick on his feet while coming out of his line. Agile enough to get back on his feet quickly upon making a low save.

He is a right-footed player.

SIMILAR PLAYERS USING XGOLD

xGOLD is our custom-built in-house tool that uses data to match player profiles

Unai Simón

Athletic Bilbao
84% match

Y. Sommer

Bayern Munich
81% match

Kepa Arrizabalaga

Chelsea
80% match



CLUB MATCHING METHODOLOGY

Our custom-built xGOLD tool has the ability to match players to clubs from a data-driven tactical fit perspective - we then take the initial shortlist and go into further scout-led filtering, considering the key points below.

A) Playing Style

Assessing teams by their playing style and finding a suitable match for Souza:
Teams whose xG is low compared to the goals conceded. Their goals conceded per 90 being slightly high and teams in need of a first-choice or a second-choice keeper able to push for the first-team slot.

B) Leagues

We are looking at options for teams in La Liga, Serie A and Bundesliga

C) Statistics

Players statistically similar to Souza and whose contracts are ending and he could replace.

Spain La Liga

Sevilla

- They have conceded 49 goals with xG against at 46.53
- They concede 1.36 goals per 90 with the league average being at 1.14 goals per 90.

Celta de Vigo

- They have conceded 46 goals with xG against at 41.76
- They concede 1.28 goals per 90 with the league average being at 1.14 goals per 90.

Espanyol

- They have conceded 56 goals with xG against at 48.35
- They concede 1.54 goals per 90 with the league average being at 1.14 goals per 90.

Italy Serie A

Lecce

- They have conceded 40 goals with xG against at 36.35
- They concede 1.11 goals per 90 with the league average being at 1.16 goals per 90.

Sassuolo

- They have conceded 49 goals with xG against at 44.63
- They concede 1.37 goals per 90 with the league average being at 1.16 goals per 90.

Hellas Verona

- They have conceded 51 goals with xG against at 44.84
- They concede 1.41 goals per 90 with the league average being at 1.16 goals per 90.

German Bundesliga

Eintracht Frankfurt

- They have conceded 49 goals with xG against at 42.66
- They concede 1.47 goals per 90 with the league average being at 1.45 goals per 90.

FC Köln

- They have conceded 49 goals with xG against at 38.49
- They concede 1.47 goals per 90 with the league average being at 1.45 goals per 90.

Werder Bremen

- They have conceded 60 goals with xG against at 48.07
- They concede 1.79 goals per 90 with the league average being at 1.45 goals per 90.



SANTA FE

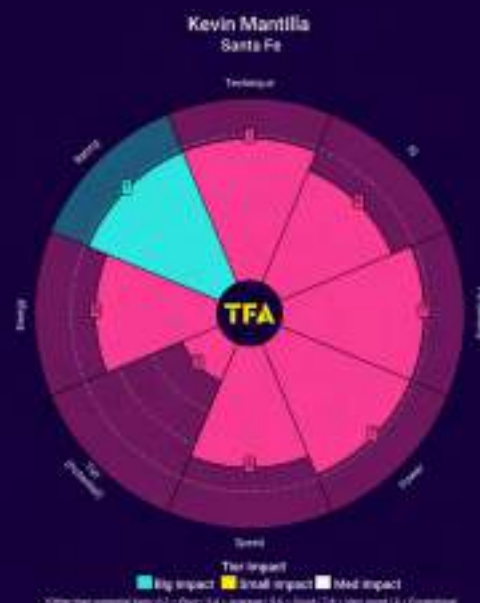


SCOUT REPORT

KEVIN MANTILLA

MAY 2023





Kevin Mantilla is a 19 year old center back who shows composure, maturity and physical attributes way beyond his years. He is very comfortable playing out from the back, can go long when required and also has the confidence to carry the ball out from defense while beating players 1v1. He is dominant in the air, bravely and aggressively challenging for aerial duels which allows him to defend crosses in his box as well as get headers on goal from attacking set pieces. He likes to get tight to his man but rarely makes rash decisions and is generally available to cover for his teammates and make important interventions. He also shows great leadership qualities for as young CB.

T - Technique I - IQ (football intelligence) P - Personality P - Power S - Speed T - Tier (potential Tier - see explainer) E - Energy
R - Rating (Big, Medium, Small) if he moved to that Tier today

Score explanations (other than potential tiers): 0-2 = poor 3-4 = average 5-6 = good 7-8 = very good 9 = exceptional

Kevin Mantilla Santa Fe

Category	Description	Points
International Appearances	No data	0
Domestic Minutes	Band 4: 42%	1
Continental Minutes	No data	0
League Position	Santa Fe: Colombia Categoría Primera B - Band 2 Qualifiers	
Continental Progression	No data	0
League Quality	Liga BetPlay	6
Total	Ineligible	7

This calculation is based on rules agreed by the FA and the Home Office for players to play in England. There will be edge cases and different interpretations. Our Governing Body Endorsement (GBE) status tool should be used as a guide to assess the likelihood of a player meeting the criteria, rather than a definitive assessment. GBE criteria are regularly reviewed by the FA and Home Office. Any changes will be incorporated into our calculations when they are announced.

NB. Our calculations don't currently take into account injury data or, for players under 21, any additional points from the youth criteria. There are variations to the GBE criteria for players to play in Scotland and details can be found on the Scottish FA website.

TFA

PLAYER PROFILE

Kevin Mantilla is a 19 year old center back who currently plays for Independiente Santa Fe in the Colombian top flight.

He is right footed and can play as an RCB and LCB in a back 4 generally.

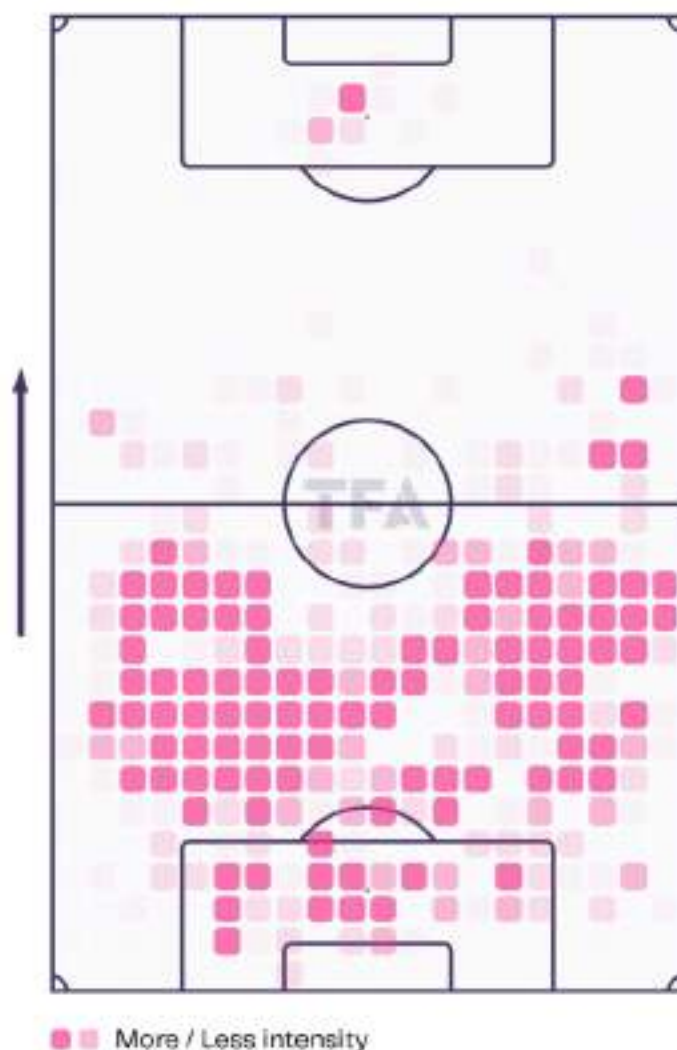
His current Transfermarket value is €1,500,000.

PLAYER HISTORY

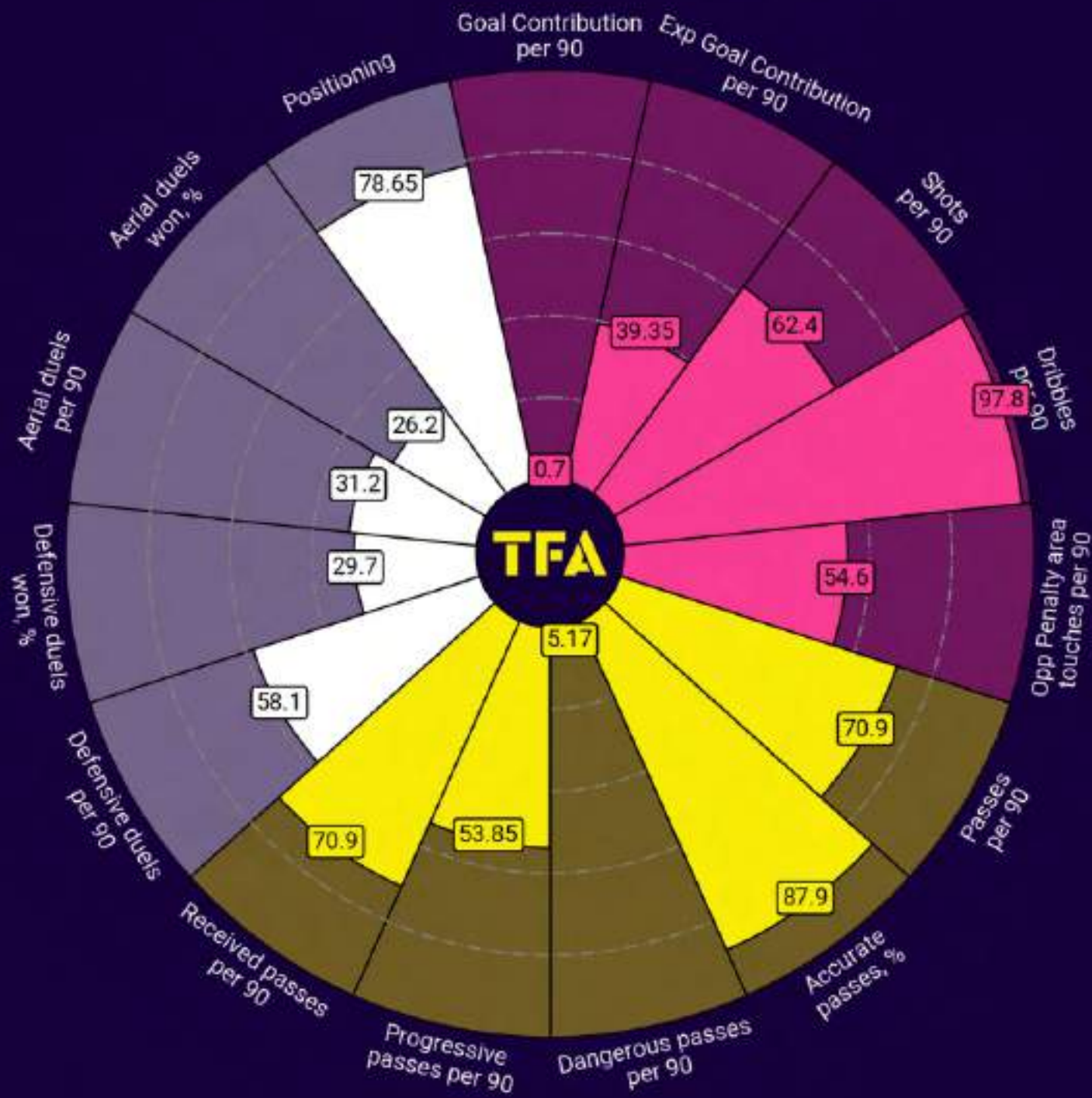
Mantilla is a product of Santa Fe's youth setup and started playing for the main team in July 2022.

K. MANTILLA HEATMAP

All games from Liga BetPlay 2023, Liga BetPlay 2022



K. Mantilla | LCB | 1768 minutes played
Santa Fe | 19-years-old | Season 2022-23



Attacking **Possession** **Defending**

Percentile Rank vs LCBs in Colombia-Liga BetPlay-1 | Data from Season 2022-23

DEFENSIVE PHASE

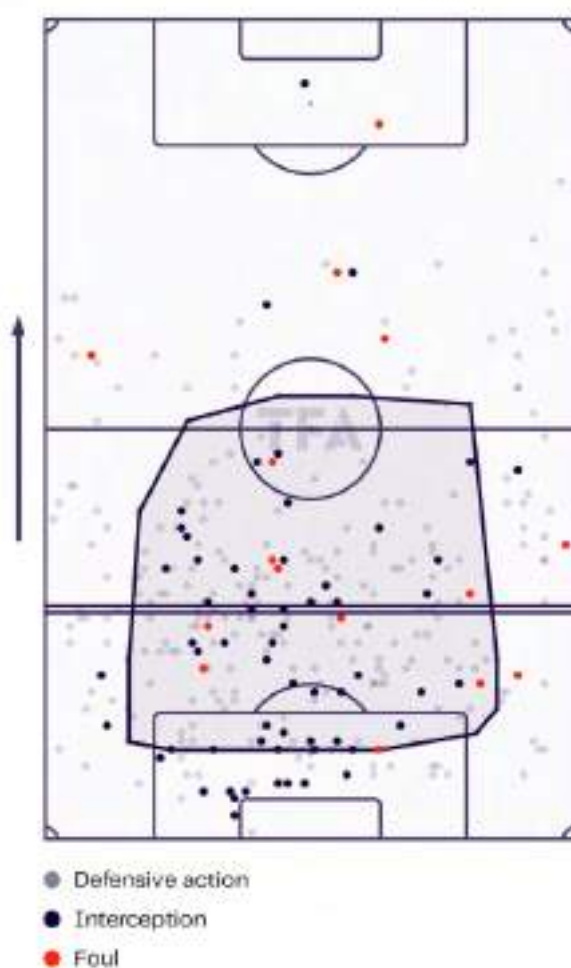
Mantilla is a solid center back who not only positions himself well but also shows good leadership abilities, constantly speaking and gesturing to his teammates. He is aggressive and likes to step out of the line to close down his man or prevent them from turning. He covers for his teammates effectively as well. He also shows enough composure in defensive situations to not make rash decisions and try to recycle possession as much as possible instead of clearing unnecessarily.

Mantilla is a solid defender 1v1. He likes to get tight to his man, close them down quickly and prevent them from turning. He goes in strongly for tackles and looks to dispossess his man quickly. Against quicker forwards he may not be as effective and needs to keep more distance and be patient in the duel.

Mantilla is dominant in the air and seen winning most of his aerial duels. from long balls and crosses in both boxes.

K. MANTILLA DEFENSIVE TERRITORY

All games from Liga BetPlay 2023, Liga BetPlay 2022



ATTACKING PHASE

Mantilla is very composed on the ball and comfortable playing out from the back. He is seen playing numerous short passes out wide to his full backs or into his central midfielders to progress the play. He can play incisive passes through lines but needs to do so more often. He also shows good range with his long diagonals and direct balls into his forwards but it rarely allows his team to retain possession.

Mantilla is confident on the ball and understands when to dribble and when to play safe. He has the composure to draw a challenge and cleverly evade the tackle, showing good strength and pace to run with the ball. He is often seen playing a short pass and dropping deep to create passing angles and receive again.

Although Mantilla was not seen getting on the end of too many attacking set pieces in the games watched, he is a definite threat in the opposition box because of his aerial ability. He is brave and looks to aggressively attack aerial balls which even allows him to get headers on goal.

K. MANTILLA PROGRESSIVE PASSES

All games from Liga BetPlay 2023, Liga BetPlay 2022



- ✓ Progressive pass
- ✓ Progressive pass into the penalty area

K. MANTILLA PASS MAP

All games from Liga BetPlay 2023, Liga BetPlay 2022



- ✓ Successful pass

K. MANTILLA PENETRATING CARRIES

All games from Liga BetPlay 2023, Liga BetPlay 2022



- ✓ Carry
- ✓ Carry into the penalty area

TRANSITIONS

Mantilla is decent in offensive transition. He is often seen winning back possession for his team by intercepting long balls, controlling them instead of clearing long and securing the first pass. He generally looks to release quickly after regaining possession and plays a mix of progressive and safe passes, as available to him. He is also willing to go long but not always successful.

Mantilla is very effective in defensive transition. He is often seen coming short with his man, getting tight to their back and preventing them from turning or looking to nick the ball ahead of them. He is very quick to get into wider positions to intercept through balls down the channels and does well in duels out wide.

K. MANTILLA BALL PROGRESSION

All games from Liga BetPlay 2023, Liga BetPlay 2022



PHYSICAL PROFILE

Mantilla is 185cm tall and has an athletic build. He is physically strong and has a good leap which makes him dominant aerially. He is very brave in aerial duels and attacks the ball aggressively. Even when he does not win the header, he does not allow his man to do so because of his committed attempt.

He is also very mobile for a physical center back and shows decent pace over short and long distance.

SIMILAR PLAYERS USING XGOLD

xGOLD is our custom-built in-house tool that uses data to match player profiles

D. Sánchez

Tottenham
84% match

Sergio Ramos

PSG
82% match

M. Škriniar

Inter Milan
81% match



CLUB MATCHING METHODOLOGY

Having looked at Mantilla's playing profile and metrics we have chosen the shortlisted clubs based on the following;

A) Playing Style

Assessing teams by their playing style and finding a suitable match for Mantilla who excels with his game reading and passing: Teams who average high pass accuracy and interceptions per 90 or need to improve on the second aspect.

B) Leagues

We are looking at options at teams in the top flight of Belgium, Netherlands and Argentina.

C) Statistics

Players who are statistically similar to Mantilla and whose contracts are ending and he could replace.

Belgium A Division

Westerlo

- They have a pass accuracy of 83.6%, 3rd highest in the league.
- They average 43.2 interceptions per 90.

Cercle Brugge

- They have a pass accuracy of 69.2%, lowest in the league.
- They average 46.6 interceptions per 90.

Gent

- They have a pass accuracy of 82.5%, higher than league average.
- They average 43.5 interceptions per 90.

Netherlands Eredivisie

Sparta Rotterdam

- They have a pass accuracy of 82.8%.
- They average 42.7 interceptions per 90, higher than league average

RKC Waalwijk

- They have a pass accuracy of 81.5%.
- They average 42.8 interceptions per 90.

Utrecht

- They have a pass accuracy of 81.4%.
- They average 41.7 interceptions per 90.

Argentina Liga Profesional

Defensa y Justicia

- They have a pass accuracy of 77.4%, below league average.
- They average 42.9 interceptions per 90, 4th highest in the league.

Lanus

- They have a pass accuracy of 78.9%, above league average.
- They average 43.3 interceptions per 90.

Huracan

- They have a pass accuracy of 78.7%.
- They average 47.4 interceptions per 90, highest in the league.



WINTERTHUR

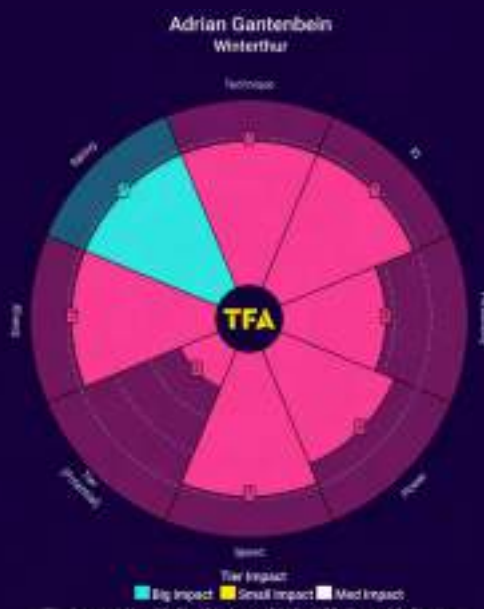


SCOUT REPORT

ADRIAN GANTENBEIN

MAY 2023





Adrian Gantenbein is a young right back who is solid defensively and has the pace and willingness to get forward. He is composed in possession, likes to play quick forward passes and make supporting forward runs, overlapping and underlapping. He does get to the final third and cause problems with his dribbling and pace but needs to create more chances. He is solid in 1v1 defensive duels because of his pace, aggressive tackles and commitment. He is not dominant aerially but is difficult to beat in the air. He also shows excellent anticipation as a young defender. He does tend to leave gaps at the back at times as he likes to get forward, but shows great recovery pace to get back.

T = Technique I = IQ (football intelligence) P = Personality P = Power S = Speed T = Tier (potential Tier - see explainer) E = Energy
 R = Rating (Big, Medium, Small) if he moved to that Tier today.

Score explanations (other than potential tiers): 0-2 = poor 3-4 = average 5-6 = good 7-8 = very good 9 = exceptional

Adrian Gantenbein

Winterthur

Category	Description	Points
International Appearances	No data	0
Domestic Minutes	Band 4: 48%	1
Continental Minutes	No data	0
League Position	Winterthur: Swiss Super League - Promoted To League	0
Continental Progression	No data	0
League Quality	Super League	6
Total	Ineligible	8

This calculation is based on rules agreed by the FA and the Home Office for players to play in England. There will be edge cases and different interpretations. Our Governing Body Endorsement (GBE) status tool should be used as a guide to assess the likelihood of a player meeting the criteria, rather than a definitive assessment. GBE criteria are regularly reviewed by the FA and Home Office. Any changes will be incorporated into our calculations when they are announced.

NB: Our calculations don't currently take into account injury data or, for players under 21, any additional points from the youth criteria. There are variations to the GBE criteria for players to play in Scotland and details can be found on the Scottish FA website.

TFA

PLAYER PROFILE

Adrian Gantenbein is a 21 year old defender who plays for Winterthur in the Swiss top flight.

He is naturally right-footed, plays as a right-back and is ever willing to get up in support of his attack while also doing his defensive work diligently.

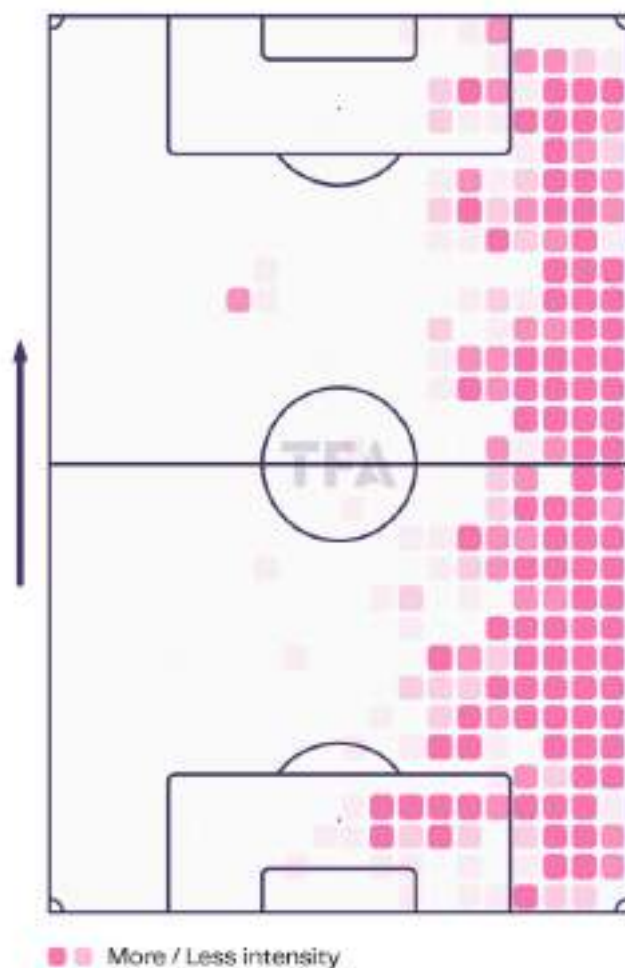
He has a market value of €500,000.

PLAYER HISTORY

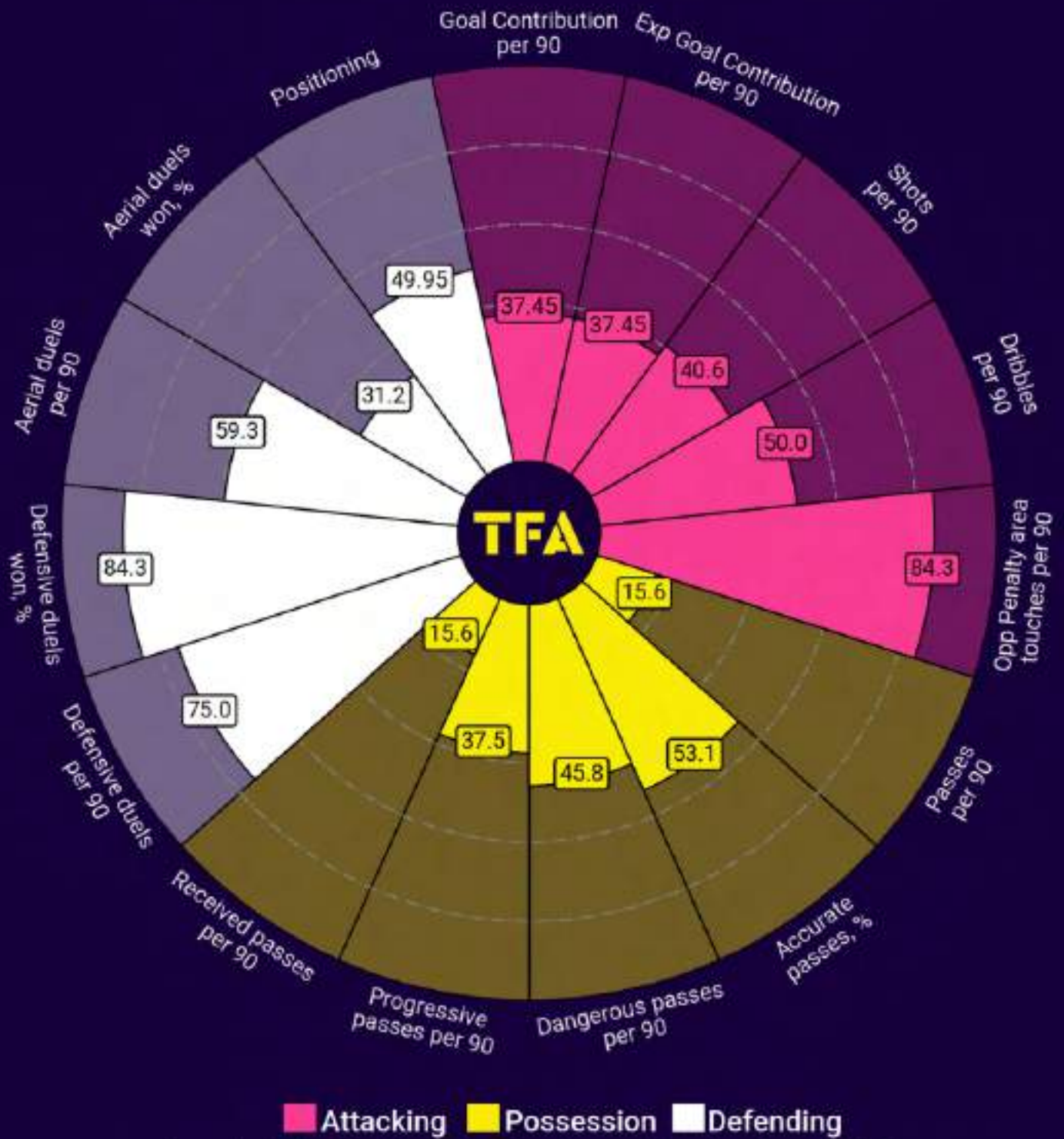
Gantenbein is a product of Winterthur's setup and has progressed up the ranks from the u16s to the main team.

A. GANTENBEIN HEATMAP

All games from Super League 2022/2023



A. Gantenbein | RB | 1346 minutes played
 Winterthur | 21-years-old | Season 2022-23



Percentile Rank vs RBs in Switzerland-Super League-1 | Data from Season 2022-23

DEFENSIVE PHASE

Gantenbein shows great game reading and positioning sense for a young right back. He tucks in and holds a tight line with his fellow defenders but shows great anticipation get into positions to intercept passes, even before they are played. He also shows great commitment when defending deeper, often throwing himself at the ball to block crosses and make important tackles in and around the box.

Gantenbein is solid in 1v1 defensive duels. He shows very good body position when dealing with wingers, knowing when to show them outside or inside. He has the agility and pace to adjust his body position to track their movements. He is also strong in the challenge and often seen stretching all out to block shots and make important sliding tackles.

Gantenbein is decent in aerial duels although not dominant. He is brave and willing to throw himself at crosses and long balls. He does not have the greatest leap but has decent size and strength to win headers. Against taller forwards and multiple opponents, he does look more vulnerable.

A. GANTENBEIN DEFENSIVE TERRITORY

All games from Super League 2022/2023



A. GANTENBEIN HIGH REGAINS

All games from Super League 2022/2023



ATTACKING PHASE

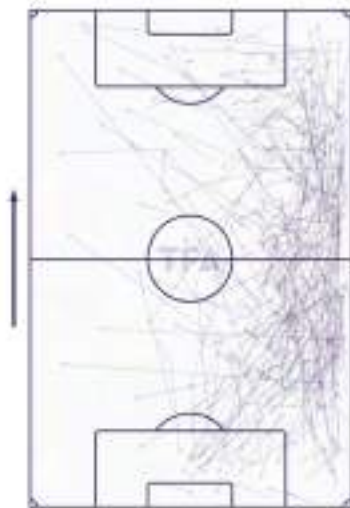
Gantenbein is technically sound and very composed on the ball, even under pressure. He is crisp with his short lateral passes but can also play more progressive clever passes as well. He is seen playing a number of driven passes through lines and down the line to his wingers. He does not stop after playing a short pass but follows it up with forward movement to create angles and passing options.

Gantenbein is ever willing to push forward down the right flank. He is often seen playing the ball down the line to his right winger and making underlapping runs through the half space. He also has the pace to get down the right with overlapping runs. He even gets into the final third with his bursting runs.

Gantenbein has the pace and control to drive with the ball although he is not seen doing it very often. He has the skill and burst of pace to take on defenders and beat them in the final third. He does not look to cross the ball early and generally gets deep into the final third before looking to play the ball into the box. He does need to improve the volume of his crosses but when he does get to the byline, he creates problems for opposition defenses with his cutbacks and low crosses.

A. GANTENBEIN PASS MAP

All games from Super League 2022/2023



➤ Successful pass

A. GANTENBEIN PROGRESSIVE PASSES

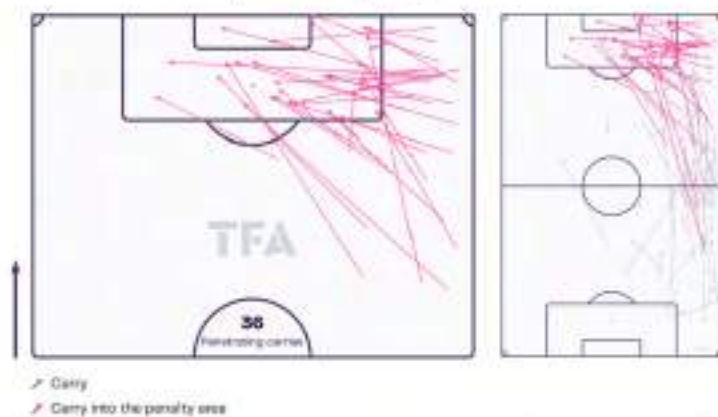
All games from Super League 2022/2023



➤ Progressive pass
➤ Progressive pass into the penalty area

A. GANTENBEIN PENETRATING CARRIES

All games from Super League 2022/2023



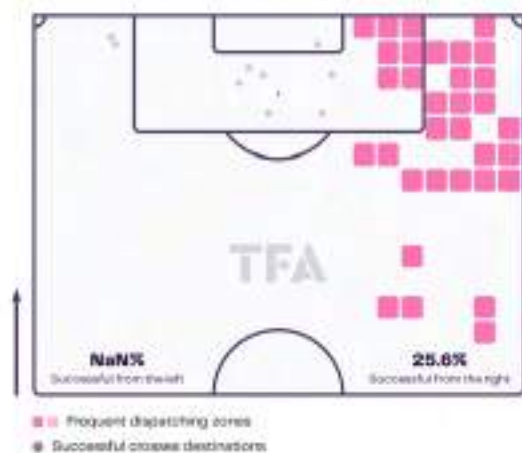
A. GANTENBEIN SHOT ASSISTS

All games from Super League 2022/2023



A. GANTENBEIN CROSSING ZONES

All games from Super League 2022/2023



A. GANTENBEIN WINGER ACTIONS

All games from Super League 2022/2023



TRANSITIONS

Gantenbein has the pace and willingness to get forward on every occasion, during offensive transitions. He is often seen getting forward down the right when the counter is progressing down the other side. He is also proficient at playing quick forward passes and immediately making forward runs to support the move but this can lead to gaps being left at the back at times.

Gantenbein has great anticipation and pace which makes him effective in defensive transition. He is often seen getting into positions to make interceptions, before the ball is played. He does leave gaps at the back at times because of his willingness to get forward but has great recovery pace to get back into shape.

A. GANTENBEIN BALL PROGRESSION

All games from Super League 2022/2023



PHYSICAL PROFILE

Gantenbein has a sturdy physique and stands at a good height of 183cm, especially for a full back. He is not dominant aerially or physically but is difficult to beat 1v1 in ground and aerial duels.

He is very agile, quick and has great pace when running over distances, with and without the ball, which allows him to drive past defenders.

He plays the game with good intensity generally and has the endurance to keep it up for the entire 90.

SIMILAR PLAYERS USING XGOLD

xGOLD is our custom-built in-house tool that uses data to match player profiles

A. Hickey


Brentford
86% match

D. Dumfries

Inter Milan
85% match

Dodô

Fiorentina
84% match



CLUB MATCHING METHODOLOGY

Having looked at Gantenbein's playing profile and metrics we have chosen the shortlisted clubs based on the following;

A) Playing Style

Assessing teams by their playing style and finding a suitable match for Gantenbein who excels in 1v1 duels: Teams who average defensive duels and touches in the penalty box per 90 or need to improve on the second aspect.

B) Leagues

We are looking at options at teams in Portugal, Netherlands and Belgium.

C) Statistics

Players who are statistically similar to Gantenbein and whose contracts are ending and he could replace.

Portugal Primeira Liga

Benfica

- They have averaged 65.4 defensive duels per 90, with 63.2% success rate, highest in the league.
- They have averaged 24.5 touches in the opposition penalty area per 90, highest in the league.

Casa Pia AC

- They have averaged 65.9 defensive duels per 90 with 59.6% success rate.
- They have averaged 11.2 touches in the opposition penalty area per 90, one of the lowest in the league.

Arouca

- They have averaged 63.9 defensive duels per 90 with 57.7% success rate.
- They have averaged 9.7 touches in the opposition penalty area per 90, lowest in the league.

Netherlands Eredivisie

Volendam

- They have averaged 72.6 defensive duels per 90 highest in the league., with 63.6% success rate.
- They have averaged 14.9 touches in the opposition penalty area per 90.

Sparta Rotterdam

- They have averaged 66.4 defensive duels per 90 with 60.3% success rate.
- They have averaged 14.2 touches in the opposition penalty area per 90, one of the lowest in the league.

Ajax

- They have averaged 55.1 defensive duels per 90 with 65.6% success rate, highest in the league.
- They have averaged 36.6 touches in the opposition penalty area per 90, highest in the league.

Belgium A Division

Westerlo

- They have averaged 67.7 defensive duels per 90 with 63.3% success rate.
- They have averaged 17.4 touches in the opposition penalty area per 90.

Cercle Brugge

- They have averaged 70.6 defensive duels per 90 with 64.7% success rate, highest in the league.
- They have averaged 16.99 touches in the opposition penalty area per 90.

Gent

- They have averaged 69.5 defensive duels per 90 with 63.5% success rate, highest in the league.
- They have averaged 18.5 touches in the opposition penalty area per 90.



MSK ZILINA

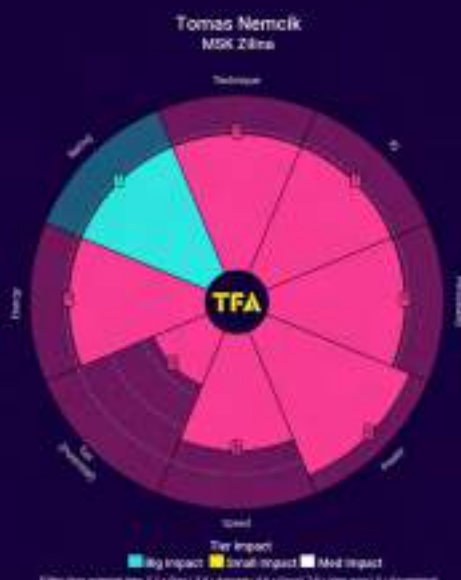


SCOUT REPORT

TOMAS NEMCIK

MAY 2023





Tomas Nemcik the 22-year-old centre-back is excellent with his ball-playing abilities. He has a strong left foot and was influential in their team going forward. He constantly looks to play forward passes and did play passes through the channel and penetrative passes to his attacking players. He also launches long diagonal passes to his wide players and also picks out the forward runs of his teammates.

Defensively, he does a good job playing in a high back-line. He is able to cover the space offered behind him effectively with the pace he has. He is also good with his aerial abilities, interceptions and strength shown during defensive duels.

T - Technique I - IQ (football intelligence) P - Personality P - Power S - Speed T - Tier (potential Tier - see explainer) E - Energy
 R - Rating (Big, Medium, Small) If he moved to that Tier today

Score explanations (other than potential tiers): 0-2 = poor 3-4 = average 5-6 = good 7-8 = very good 9 = exceptional

Tomas Nemcik MSK Zilina

Category	Description	Points
International Appearances	No data	0
Domestic Minutes	Band 6: 67%	0
Continental Minutes	No data	0
League Position	Žilina: Slovakia Super Liga - #9	0
Continental Progression	No data	0
League Quality	Super Liga	2
Total	Ineligible	2

This calculation is based on rules agreed by the FA and the Home Office for players to play in England. There will be edge cases and different interpretations. Our Governing Body Endorsement (GBE) status tool should be used as a guide to assess the likelihood of a player meeting the criteria, rather than a definitive assessment. GBE criteria are regularly reviewed by the FA and Home Office. Any changes will be incorporated into our calculations when they are announced.

NB: Our calculations don't currently take into account injury data or, for players under 21, any additional points from the youth criteria. There are variations to the GBE criteria for players to play in Scotland and details can be found on the Scottish FA website.

TFA

PLAYER PROFILE

Tomas Nemcik is a 22-year-old Slovakian left centre-back who is currently playing for MSK Zilina in Slovakia's First Tier.

Tomas is naturally left-footed and he shows a preference for playing from the left-hand side in a back-three system. He is a ball-playing centre-back, with good distribution skills.

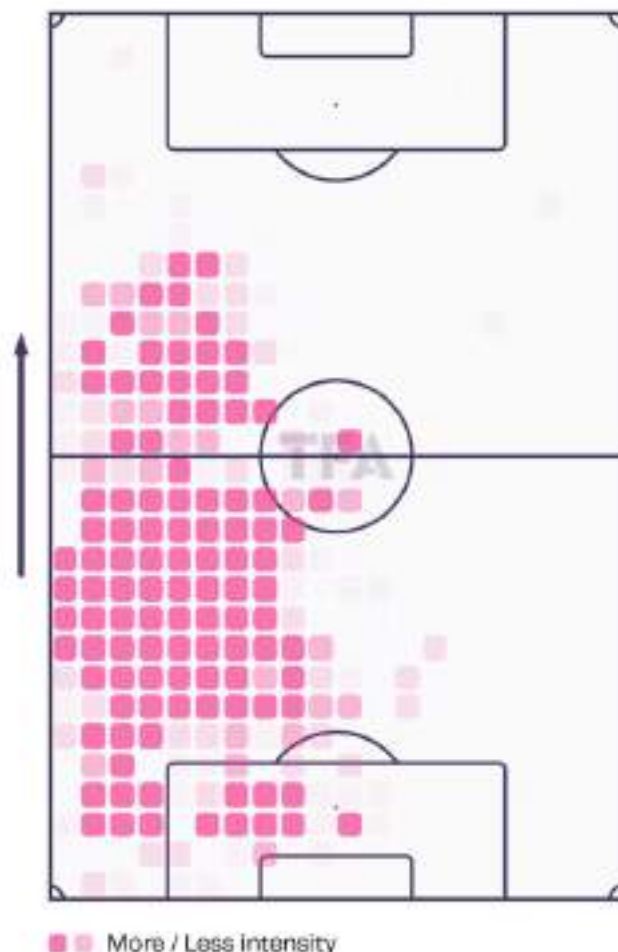
He has a current market value of €325,000.

PLAYER HISTORY

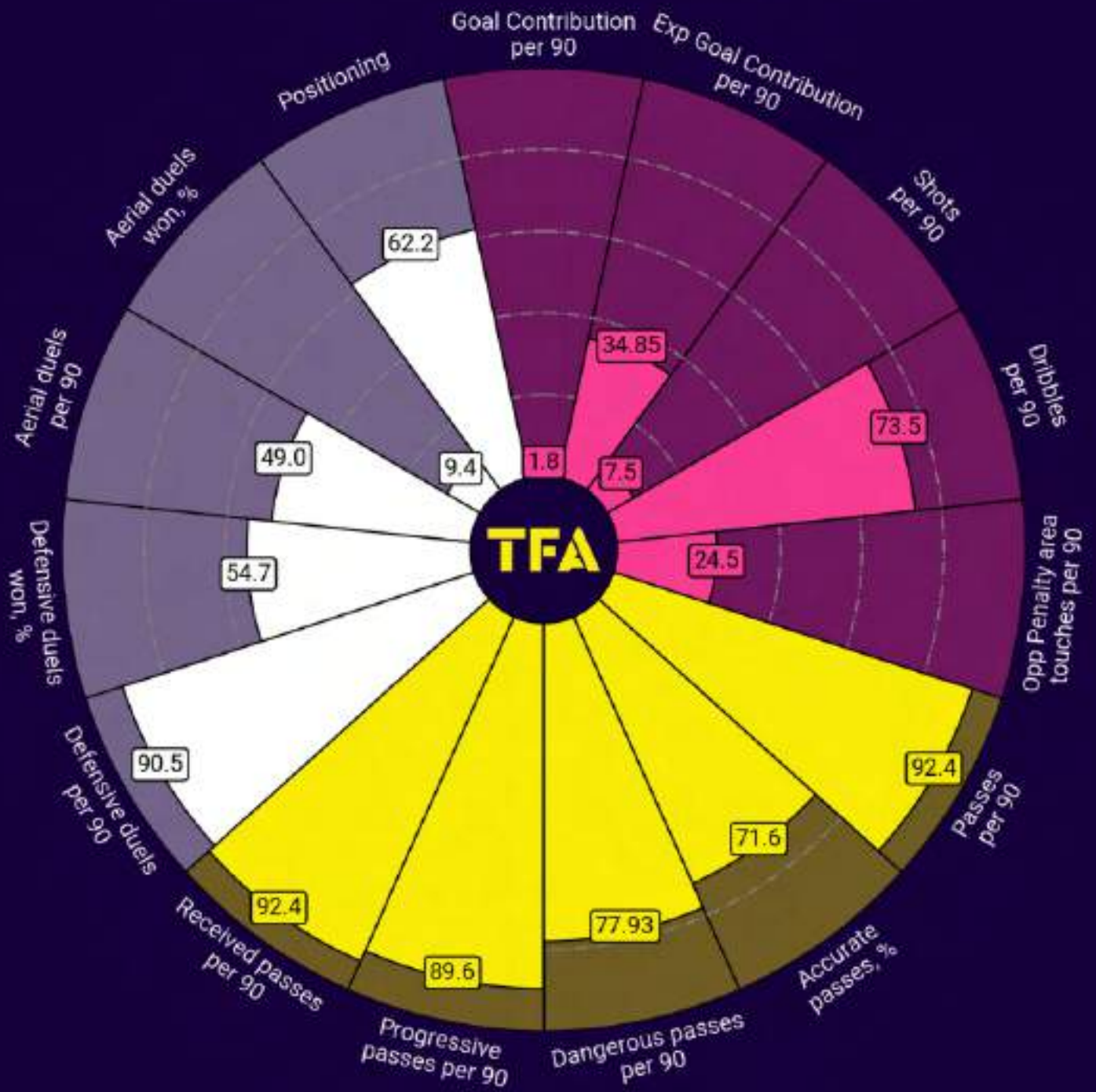
Tomas Nemcik, the Slovak, came through the ranks of Zilina's academy and then played for their U19 and their B team. Since 2020, He has been with their first team. He has a contract till the summer of 2024. He is also part of the Slovakian U21 team.

T. NEMČÍK HEATMAP

All games from Super Liga 2022/2023



T. Nemčík | LCB | 1833 minutes played
 Žilina | 21-years-old | Season 2022-23



Attacking Possession Defending

Percentile Rank vs LCBs in Slovakia-Superliga-1 | Data from Season 2022-23

DEFENSIVE PHASE

Tomas is an energetic defensive presence who shows good persistence and commitment. He shows good strength and marking ability to put the opponent under pressure.

He closes the space between himself and the ball carrier quickly when approaching the ball carrier and this allows him to deal with quick changes of direction.

Nemcik was alert to forward passes from the defensive half and did step up numerous times to make interceptions. He did look strong in the air and showed good strength to win most of his aerial duels. He shows room for improvement while defending set-pieces and crosses and can make better use of his towering frame.

T. NEMČÍK DEFENSIVE TERRITORY

All games from Super Liga 2022/2023



- Defensive action
- Interception
- Foul

ATTACKING PHASE


Tomas Nemcik shows a good technique to receive and trap the ball. Despite his primary foot being left, he uses his right foot often to play simple passes.

He plays several passes to his centre-back and wing-back which helps the team to recycle possession. He is also capable of carrying the ball into the attacking half and looking for options upfront.

He plays passes through the channel and can also break the lines with his forward passes. Nemcik does seem to influence the attack and tried to be creative with his passes. Also, he shows the ability to launch long diagonal passes to pick the runs of his teammates behind the opposition defence.

T. NEMČÍK PASS MAP

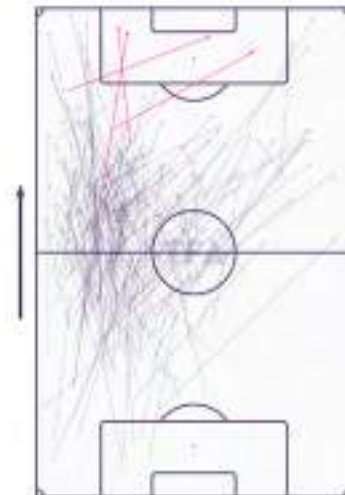
All games from Super Liga 2022/2023



Successful pass

T. NEMČÍK PROGRESSIVE PASSES

All games from Super Liga 2022/2023



Progressive pass
Progressive pass into the penalty area

TRANSITIONS

Nemcik looks very influential during attacking transitions. He often plays forward passes to his attacking players. He can carry the ball forward and play passes through the channel and break opposition lines. He plays accurate long diagonal passes consistently. He is also able to spot the runs of his teammates and demonstrates good vision and creativity to pick them out as well.

Nemcik uses his pace well to track and defend. Playing in a high defensive line, he was quick at covering space offered behind their defence. He is quick to close down his opposition and did well to intercept some of the forward passes that were played. Although, he can show better reactions in these transitions, overall does a good job.

T. NEMČÍK BALL PROGRESSION

All games from Super Liga 2022/2023



PHYSICAL PROFILE

Tomas Nemcik stands tall at 190 cm and had an athletic physique to go with it. He is quick and does well to track back his opponent. Playing in a high defensive line, he shows good mobility and athleticism to cover the defensive half effectively.

He showed good strength while getting into duels, but there is scope for improvement. He was also solid in the air and does well to deal with long aerial balls played into the defensive third.

SIMILAR PLAYERS USING XGOLD

xGOLD is our custom-built in-house tool that uses data to match player profiles

Pau Torres

Villarreal
89% match

Joško Gvardiol

RB Leipzig
88% match

Max Kilman

Wolves
87% match



CLUB MATCHING METHODOLOGY

Our custom-built xGOLD tool has the ability to match players to clubs from a data-driven tactical fit perspective - we then take the initial shortlist and go into further scout-led filtering, considering the key points below.

A) Playing Style

Assessing teams by their playing style and finding a suitable match for Nemcik:
We are looking for teams that attempt a high number of progressive passes and look to keep possession of the ball.

B) Leagues

We are looking at options for teams in the Czech Republic, Denmark, Croatia and Switzerland.

C) Statistics

Players who are statistically similar to Nemcik and whose contracts are ending and he could replace.

Czech Republic - Fortuna Liga

Slovácko

- They have averaged 77.32 progressive passes per 90 minutes.
- They also averaged 52.2% of ball possession per 90 minutes.

Slavia Praha

- They have averaged 76.6 progressive passes per 90 minutes.
- They also averaged 61.3% of ball possession per 90 minutes.

Viktoria Plzeň

- They have averaged 70.96 progressive passes per 90 minutes.
- They also averaged 53.1% of ball possession per 90 minutes.

Denmark - Superliga

Copenhagen

- They have averaged 73.27 progressive passes per 90 minutes.
- They also averaged 57.5% of ball possession per 90 minutes.

Brøndby

- They have averaged 72.56 progressive passes per 90 minutes.
- They also averaged 52.2% of ball possession per 90 minutes.

Nordsjælland

- They have averaged 69.01 progressive passes per 90 minutes.
- They also averaged 53.7% of ball possession per 90 minutes.

Croatia - 1. HNL

Dinamo Zagreb

- They have averaged 76.46 progressive passes per 90 minutes.
- They also averaged 61.7% of ball possession per 90 minutes.

Osijek

- They have averaged 69.46 progressive passes per 90 minutes.
- They also averaged 50.7% of ball possession per 90 minutes.

Hajduk Split

- They have averaged 69.18 progressive passes per 90 minutes.
- They also averaged 53.4% of ball possession per 90 minutes.

Switzerland - Super League

St. Gallen

- They have averaged 69.45 progressive passes per 90 minutes.
- They also averaged 52% of ball possession per 90 minutes.

Lugano

- They have averaged 67.88 progressive passes per 90 minutes.
- They also averaged 52.5% of ball possession per 90 minutes.

FC Basel

- They have averaged 66.04 progressive passes per 90 minutes.
- They also averaged 55.3% of ball possession per 90 minutes.

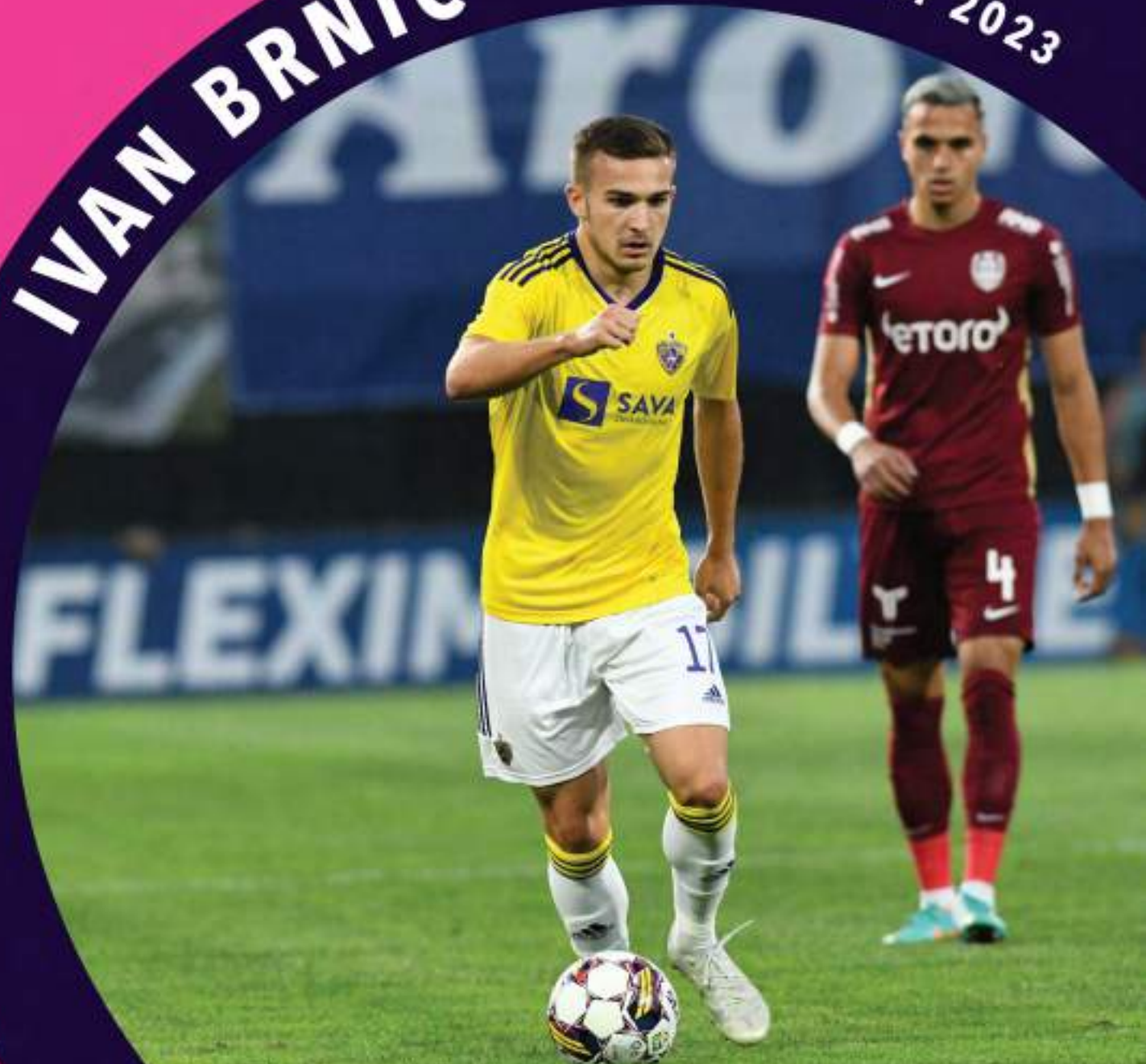
NK MARIBOR

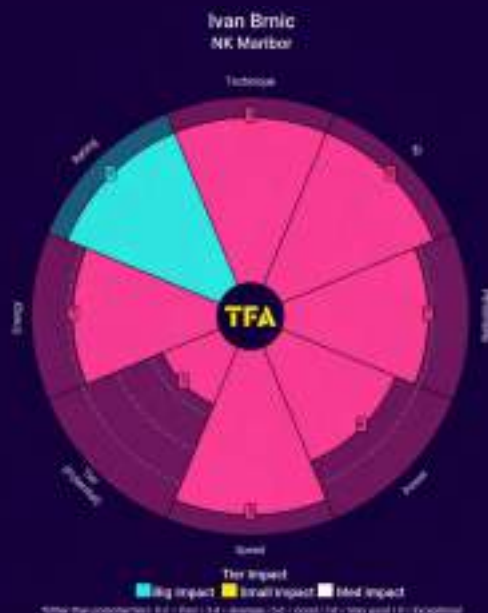


SCOUT REPORT

IVAN BRNIC

MAY 2023





Brnic is a winger who is a constant source of goals and assists. Brnic has a high work rate in attack and is highly active during attacking transitions. As a result, he is always involved when the team attacks and moves toward the goal. He has fewer involvements during the defensive phases of the game and was not assigned many defensive duties due to his style of play.

Brnic is a very young player and has the potential to play at a higher level in the future.

T - Technique I - IQ (football intelligence) P - Personality P - Power S - Speed T - Tier (potential Tier - see explainer) E - Energy
R - Rating (Big, Medium, Small) If he moved to that Tier today

Score explanations (other than potential tiers): 0-2 = poor 3-4 = average 5-6 = good 7-8 = very good 9 = exceptional

Ivan Brnic NK Maribor

Category	Description	Points
International Appearances	No data	0
Domestic Minutes	Band 5: 51%	0
Continental Minutes	No data	0
League Position	Maribor: Slovenia PrvaLiga – Title winner	2
Continental Progression	No data	0
League Quality	1 SNL	4
Total	Ineligible	6

This calculation is based on rules agreed by the FA and the Home Office for players to play in England. There will be edge cases and different interpretations. Our Governing Body Endorsement (GBE) status tool should be used as a guide to assess the likelihood of a player meeting the criteria, rather than a definitive assessment. GBE criteria are regularly reviewed by the FA and Home Office. Any changes will be incorporated into our calculations when they are announced.

NB: Our calculations don't currently take into account injury data or, for players under 21, any additional points from the youth criteria. There are variations to the GBE criteria for players to play in Scotland and details can be found on the Scottish FA website.

TFA

PLAYER PROFILE

Ivan Brnic is a 21-year-old Croatian footballer who plays as a winger for NK Maribor in 1. SNL, which is the top tier in Slovenia.

Brnic is predominantly right-footed and is primarily deployed as an inverted winger on the left flank.

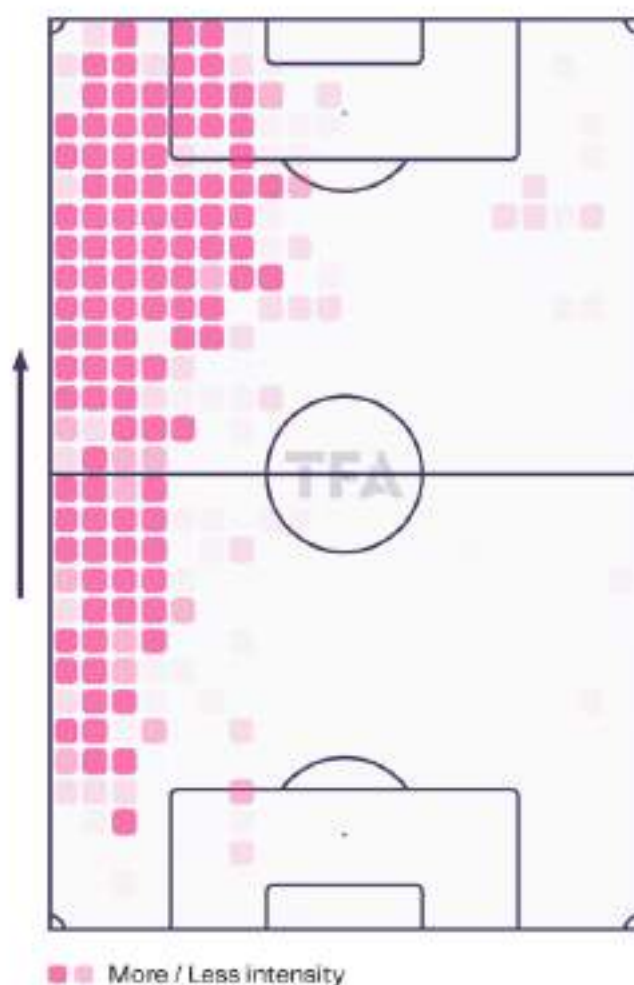
He has a current market value of €600,000.

PLAYER HISTORY

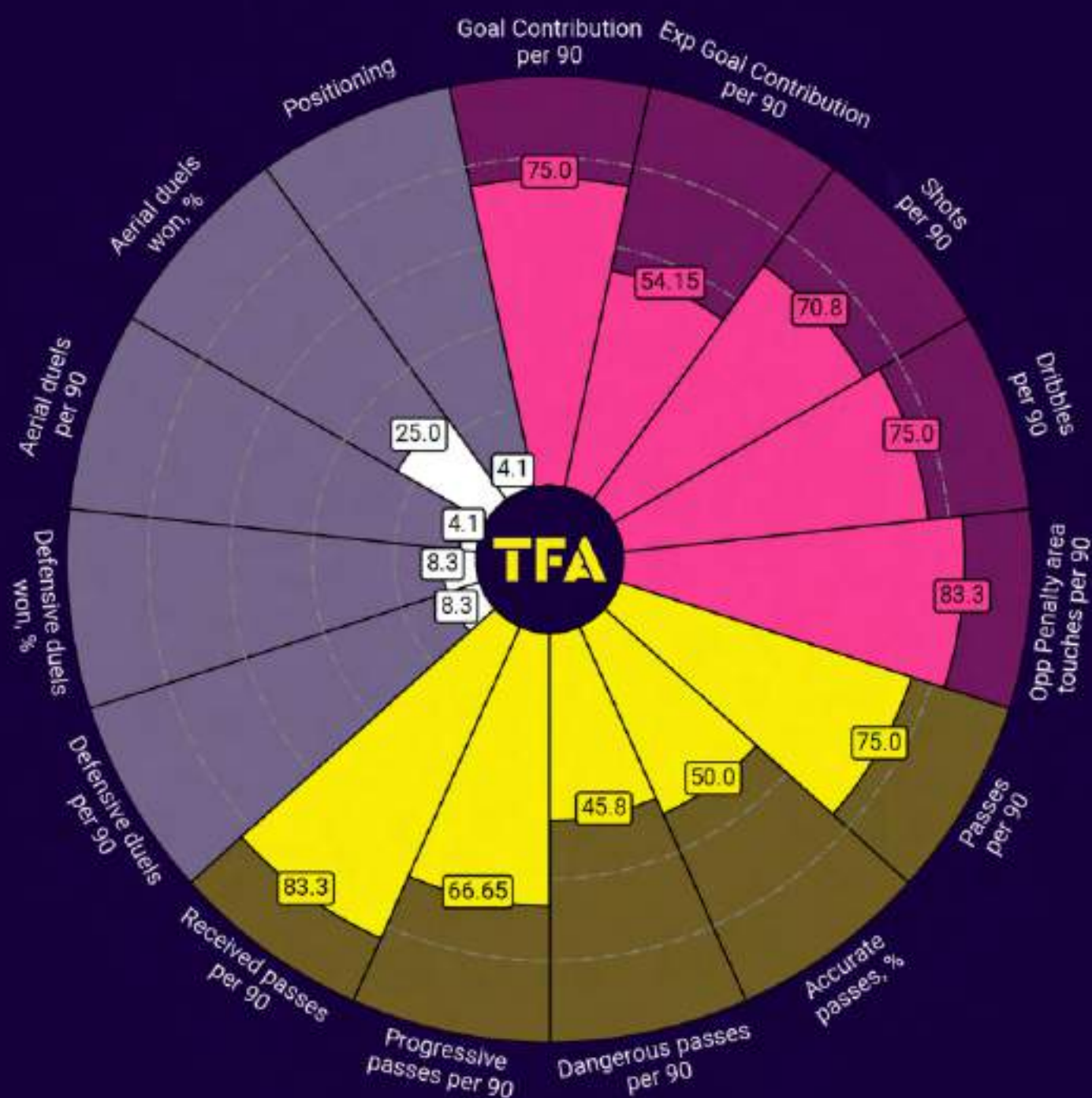
Brnic moved to the Hajduk Split youth system very early in his career and was with them till 2021. He then moved to NK Dugopolje for the 21-22 season. He moved to the Slovenian side, NK Maribor in the summer of 2022.

I. BRNIĆ HEATMAP

All games from 1. SNL 2022/2023



I. Brnić | LW | 1800 minutes played
 Maribor | 21-years-old | Season 2022-23



Attacking Possession Defending

Percentile Rank vs LWs in Slovenia-1. SNL-1 | Data from Season 2022-23

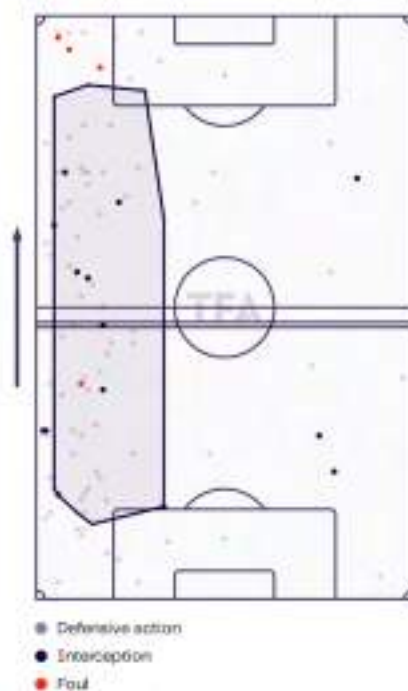
DEFENSIVE PHASE

Brnic could be more involved in the defensive phases of the game. He is also not seen tracking back much to help his team. He is seen making a few tackles during the game. He needs to be more aggressive in his tackling and more confident in his defensive game. He needs to improve his interceptions during the game significantly.

Brnic can read the game well and has a decent understanding of the game. However, he needs to understand when to press high and recognize when to apply pressure as a team or as an individual. He also needs more awareness to protect and support his full-back. He understands when to mark but needs to know when to step out and press. He also needs to track runners better.

I. BRNIĆ DEFENSIVE TERRITORY

All games from 1. SNL 2022/2023



I. BRNIĆ HIGH REGAINS

All games from 1. SNL 2022/2023



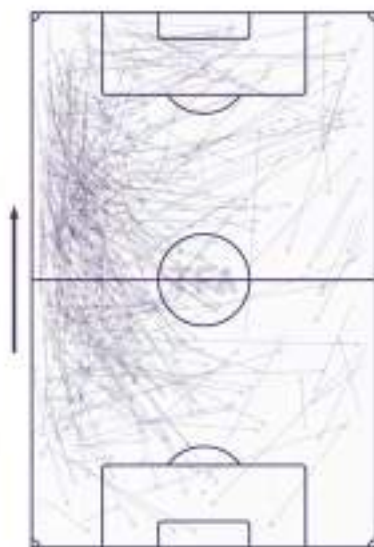
ATTACKING PHASE

Brnic has strong receiving skills and can also create time and space with his first touch and manipulate the ball accordingly. He can make good runs to move in behind. His ability to consistently create and score goals makes him a threat to most opposition teams. He has practical 1v1 dribbling skills in the final third to get past his opponents. He can also beat his opponents on the outside to deliver crosses. He can go toward the line, cut inside, and move into central areas according to the situation.

He is very clever in the penalty area. He can combine effectively with 1-2's and disguised passes to create goalscoring opportunities. He also has a good delivery during set-pieces. Brnic recognizes when to make runs to enter the opposition box to get on the end of crosses. He has decent timing when attacking the far post when the opposite full-back or winger has the ball. He also gets into proper goalscoring positions and showed good finishing abilities. Shows excellent technique while cutting inside to curl the ball towards the far post.

I. BRNIĆ PASS MAP

All games from 1. SNL 2022/2023



✓ Successful pass

I. BRNIĆ PROGRESSIVE PASSES

All games from 1. SNL 2022/2023



✓ Progressive pass

✓ Progressive pass into the penalty area

I. BRNIĆ WINGER ACTIONS

All games from 1. SNL 2022/2023



I. BRNIĆ PENETRATING CARRIES

All games from 1. SNL 2022/2023



I. BRNIĆ SHOTS

All games from 1. SNL 2022/2023



I. BRNIĆ SHOT ASSISTS

All games from 1. SNL 2022/2023



TRANSITIONS

Brnic has an excellent work rate in attack and is highly active in attacking transitions. He reacts quickly to start counterattacks with quick forward passes and joins counterattacks with forward runs. His speed along the flanks and dribbling ability is his primary weapon when going forward against his opponents.

Brnic is not seen counter-pressing at speed and with aggression high up the pitch. He needs to be more involved by trying to break up play with quick interceptions. He responds positively to mistakes or turnovers. However, he must show more desire to track back and help the team after losing possession.

I. BRNIĆ BALL PROGRESSION

All games from 1. SNL 2022/2023



PHYSICAL PROFILE

Ivan is 173cm tall and has an athletic build. He is not the strongest but makes up for it with his hard tackles and tenacity.

He is not only quick and agile but has a very good work rate and covers a lot of distances in the match which makes him an asset during transitions.

He does not have a good leap and is also not the strongest in the air which means that he rarely wins aerial duels.

SIMILAR PLAYERS USING XGOLD

xGOLD is our custom-built in-house tool that uses data to match player profiles

Gabriel Martinelli

Arsenal
88% match

Vinicius Jr.

Real Madrid
87% match

Khvicha Kvaratskhelia

Napoli
85% match



CLUB MATCHING METHODOLOGY

Our custom-built xGOLD tool has the ability to match players to clubs from a data-driven tactical fit perspective - we then take the initial shortlist and go into further scout-led filtering, considering the key points below.

A) Playing Style

Assessing teams by their playing style and finding a suitable match for Brnic: We are looking at teams with a high xG value and also have a high number of touches in the opposition penalty area per 90 minutes.

B) Leagues

We are looking at options for teams in Croatia, Ukraine, Switzerland and the Czech Republic.

C) Statistics

Players who are statistically similar to Brnic and whose contracts are ending and he could replace.

Croatia - 1. HNL

Hajduk Split

- They have an xG of 54.23 so far this season.
- They have averaged 18.93 touches in the opposition penalty area per 90 minutes.

Lokomotiva Zagreb

- They have an xG of 46.76 so far this season.
- They have averaged 15.68 touches in the opposition penalty area per 90 minutes.

Rijeka

- They have an xG of 46.41 so far this season.
- They have averaged 13.68 touches in the opposition penalty area per 90 minutes.

Ukraine - Vbet Liga

Dnipro-1

- They have an xG of 52.87 so far this season.
- They have averaged 25.38 touches in the opposition penalty area per 90 minutes.

Dynamo Kyiv

- They have an xG of 47.52 so far this season.
- They have averaged 24.14 touches in the opposition penalty area per 90 minutes.

Switzerland - Super League

Young Boys

- They have an xG of 68.81 so far this season.
- They have averaged 21.5 touches in the opposition penalty area per 90 minutes.

Luzern

- They have an xG of 56.93 so far this season.
- They have averaged 21.34 touches in the opposition penalty area per 90 minutes.

Servette

- They have an xG of 48.98 so far this season.
- They have averaged 19.16 touches in the opposition penalty area per 90 minutes.

Czech Republic - Fortuna Liga

Slavia Praha

- They have an xG of 62.15 so far this season.
- They have averaged 27.57 touches in the opposition penalty area per 90 minutes.

Sparta Praha

- They have an xG of 67.21 so far this season.
- They have averaged 23.29 touches in the opposition penalty area per 90 minutes.

Viktoria Plzeň

- They have an xG of 59.73 so far this season.
- They have averaged 21.73 touches in the opposition penalty area per 90 minutes.



REAL MADRID CASTILLA



SCOUT REPORT

ALVARO CARRILLO

MAY 2023





Alvaro Carrillo has the profile of a modern central defender to succeed in football: Short and long distribution with clean technique, as well as great proactivity and timing to defend high and outside his line.

He has the potential to open up holes on Tier 1 teams soon.

T = Technique I = IQ (football intelligence) P = Personality P = Power S = Speed T = Tier (potential Tier - see explainer) E = Energy
R = Rating (Big, Medium, Small) If he moved to that Tier today

Score explanations (other than potential tiers): 0-2 = poor 3-4 = average 5-6 = good 7-8 = very good 9 = exceptional

Alvaro Carrillo Real Madrid

Category	Description	Points
International Appearances	No data	0
Domestic Minutes	Band 6: 38%	0
Continental Minutes	No data	0
League Position	No data	0
Continental Progression	No data	0
League Quality	Primera Division RFEF	2
Total	Ineligible	2

This calculation is based on rules agreed by the FA and the Home Office for players to play in England. There will be edge cases and different interpretations. Our Governing Body Endorsement (GBE) status tool should be used as a guide to assess the likelihood of a player meeting the criteria rather than a definitive assessment. GBE criteria are regularly reviewed by the FA and Home Office. Any changes will be incorporated into our calculations when they are announced.

NB: Our calculations don't currently take into account injury data or, for players under 21, any additional points from the youth criteria. There are variations to the GBE criteria for players to play in Scotland and details can be found on the Scottish FA website.

TFA

PLAYER PROFILE

Álvaro Carrillo is a 21-year-old (06/04/2002) right-footed centre-back.

The Spanish currently plays for Real Madrid Castilla in the Primera RFEF, Spain's third-tier.

He is an aggressive centre-back with top techniques to defend in 1v1 duels, his own box and to dispossess rival players who want to receive between the lines. He manages as well a very high-quality technique in his executions.

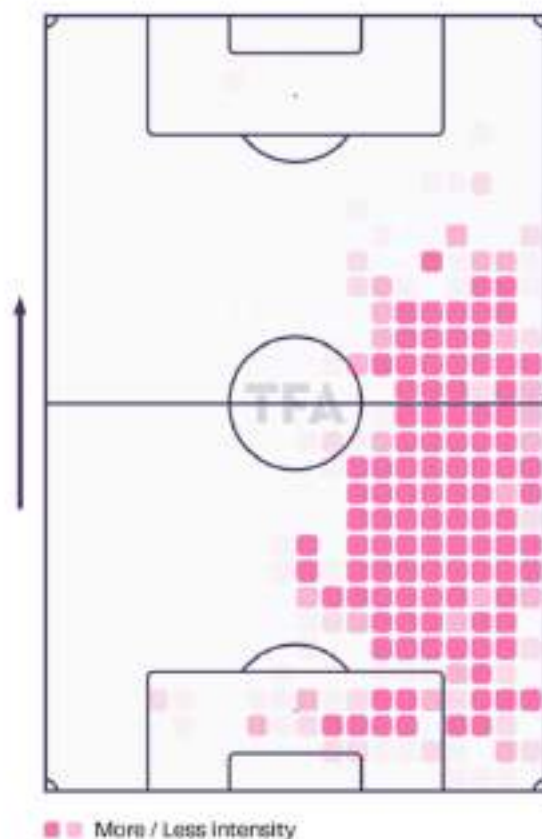
His current Transfermarkt value is €150,000.

PLAYER HISTORY

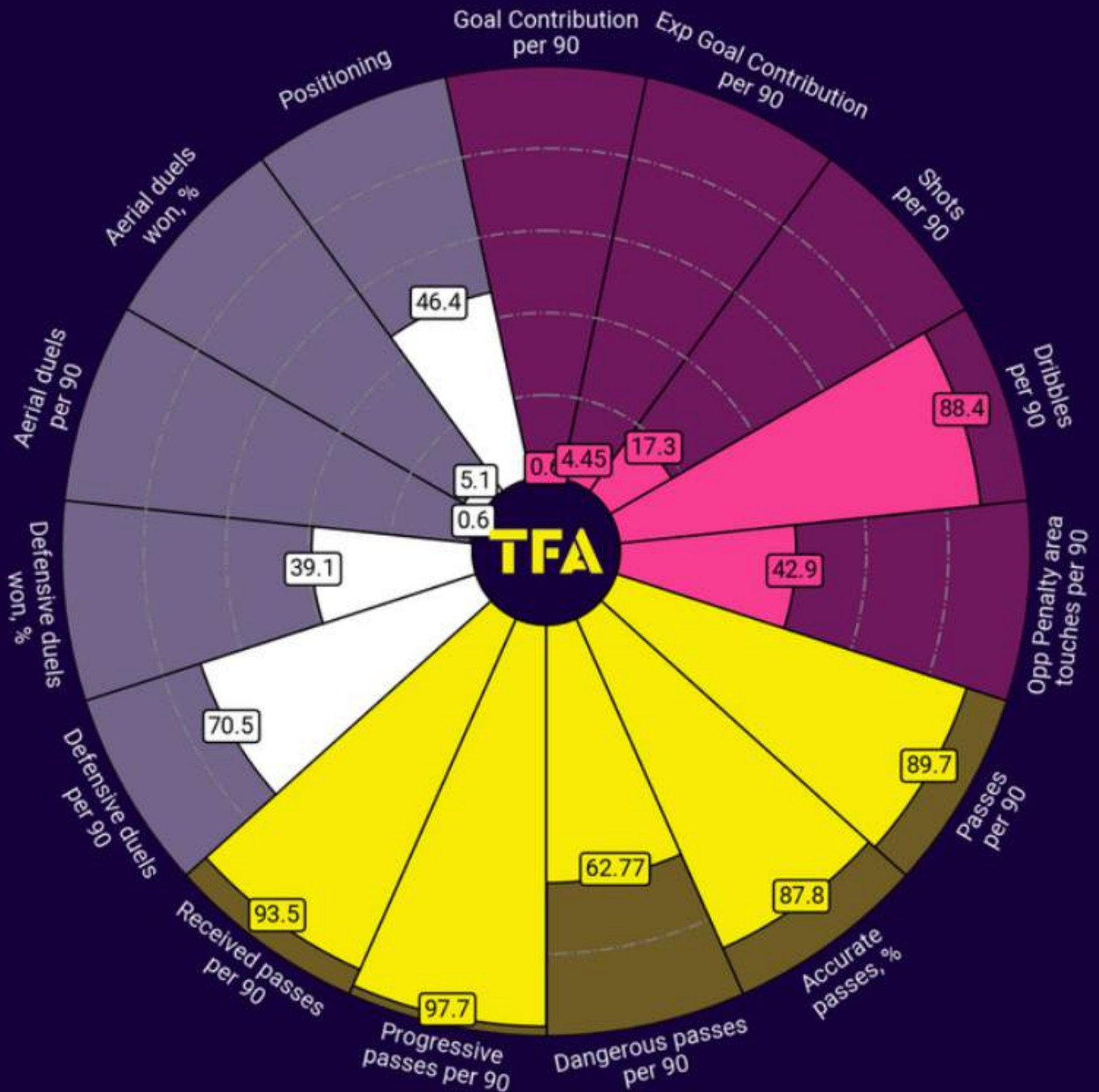
Alvaro Carrillo developed through the academis of Barnés and Real Murcia before leaving in 2015 for Real Madrid.

ÁLVARO CARRILLO HEATMAP

All games from Primera Division RFEF 2022/2023



Alvaro Carrillo | RCB | 2098 minutes played
 Real Madrid Castilla | 21-years-old | Season 2022-23



Attacking Possession Defending

Percentile Rank vs RCBs in Spain-Primera Division RFEF-3| Data from Season 2022-23

DEFENSIVE PHASE

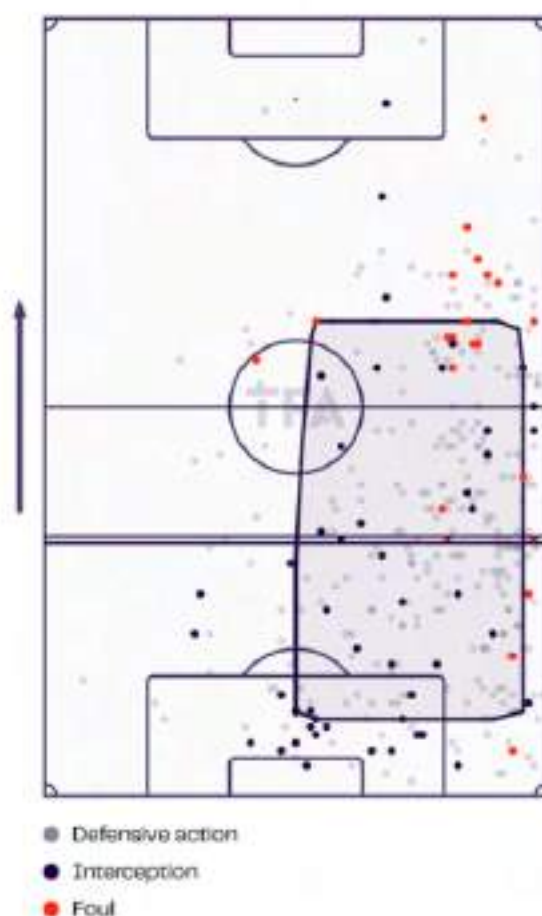
Álvaro Carrillo has aggressive ideals in his defensive style, where he seeks to jump off his line to anticipate passes and cut plays, which he does with great timing and with the correct distance so that the opponent does not find it easy to turn him.

One of the best things he offers in this phase is how fast he is to cover depth, as well as how solid his body postures and positioning are inside the box to block crosses or shots.

He is strong at clearing long-balls, whether they are inside the box or outside of it. He is able to play on high blocks dominating players who are looking to run into space or stopping them early when they're creating the attack.

ÁLVARO CARRILLO DEFENSIVE TERRITORY

All games from Primera Division RFEF 2022/2023



ATTACKING PHASE


Alvaro Carrillo is a player with excellent progressive abilities, with a fairly high passing range that varies in the type of executions and in the way he makes his team raise positioning on the pitch through his actions.

He offers high-quality passes between the lines, opening his body always looking to take the ball forward, verticalizing over pausing, finding passing-lanes in wide or central channels. However, his long-distribution is very solid as well, activating players into space with great tension in said deliveries.

On the other hand, he is aggressive and quick to take the ball and drive it with power, dribbling players to later release it to a teammate in a more dangerous position.

ÁLVARO CARRILLO PASS MAP

All games from Primera Division RFEF 2022/2023



➤ Successful pass

ÁLVARO CARRILLO PROGRESSIVE PASSES

All games from Primera Division RFEF 2022/2023



➤ Progressive pass
➤ Progressive pass into the penalty area

ÁLVARO CARRILLO PENETRATING CARRIES

All games from Primera Division RFEF 2022/2023



➤ Carry
➤ Carry into the penalty area

TRANSITIONS

In the attacking transitions, he is an active player, especially with his long-passes over the defense that makes his teammates enter into 1v1 situations with much space to run.

In the defensive transitions, he's a fast player to track back, intelligent to know where to be and how he times rival players to then make an action or not. He possess solid balance in his body stance in the run.

ÁLVARO CARRILLO BALL PROGRESSION

All games from Primera Division RFEF 2022/2023



PHYSICAL PROFILE

Alvaro Carrillo stands at 182cm, possess a strong build and a powerful stride and top-speed to reach rival players and cover spaces in the pitch. He possess big energy as well.

SIMILAR PLAYERS USING XGOLD

xGOLD is our custom-built in-house tool that uses data to match player profiles

Joel Matip


Liverpool
86% match

Dayot Upamecano

Bayern München
86% match

Milan Skriniar

Inter Milan
85% match



CLUB MATCHING METHODOLOGY

Our custom-built xGOLD tool has the ability to match players to clubs from a data-driven tactical fit perspective - we then take the initial shortlist and go into further scout-led filtering, considering the key points below.

A) Playing Style

Assessing teams by their playing style and finding a suitable match for Carrillo: teams that look to play from the back and be proactive defending.

B) Leagues

We are looking at options at teams in Portugal and Belgium.

C) Statistics

Players statistically similar to Carrillo and whose contracts are ending and he could replace.

Belgium Jupiler League

Royal Antwerp

- William Pacho will leave the club in the summer.
- He fits greatly inside the team's defensive and attacking tactics.
- 82% match according to TeamFit

Gent

- They need to reinforce this position of the squad.
- He fits the proactive and progressive profile.
- 80% match according to TeamFit.

Anderlecht

- They will look to reinforce several positions to start a new era.
- He fits tactically inside what the club has been looking year after year and recently.
- 80% match according to TeamFit.

Portugal Primeira Liga

Gil Vicente

- They will look to reinforce the centre-back position.
- Alvaro Carrillo would offer several different things that the team is tactically looking for.
- 80% fit according to TeamFit.

Sporting Braga

- With some players ageing and leaving in the summer they will definitely look to reinforce that area.
- Inside their positional-tactics and high-block, Carrillo would fit with his abilities.
- 83% fit according to TeamFit.

Famalicao

- They have long experience developing foreign players.
- Carrillo has the potential and profile to fit in their style.
- 80% fit according to TeamFit.



NAC BREDA



SCOUT REPORT

BORIS VAN SCHUPPEN

MAY 2023



PLAYER PROFILE

Boris van Schuppen is a 21-year-old (22/11/2001) attacking-midfielder.

The Dutch currently plays for NAC Breda in the Eredivisie, Netherlands' top-tier.

He is a dynamic player who offers great off-the-ball movements inside different channels of the pitch, with variety in his intentions to attack spaces or activate teammates into it with high-quality through-passes and shots. He's also intense to recover the ball back.

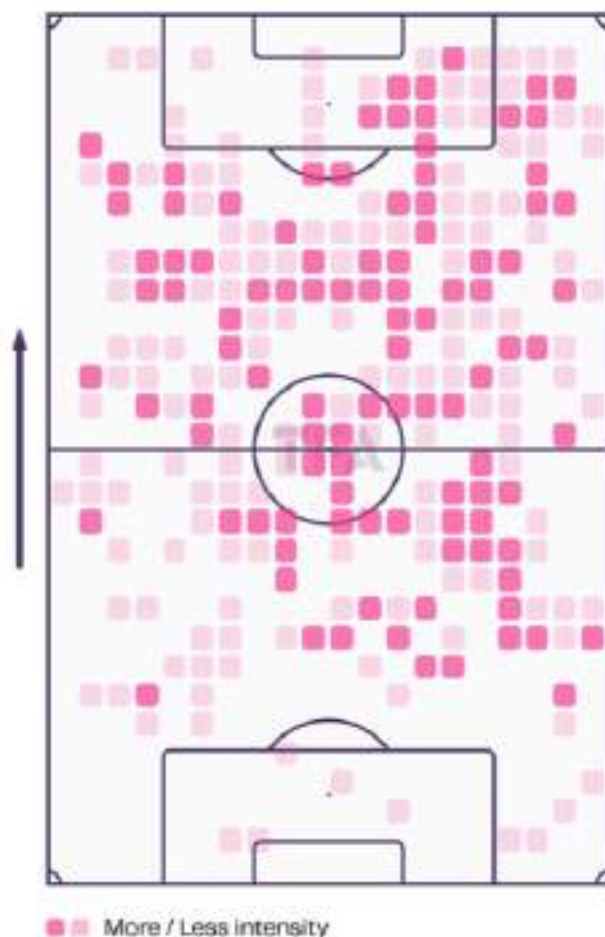
His current value on Transfermarkt is €300,000.

PLAYER HISTORY

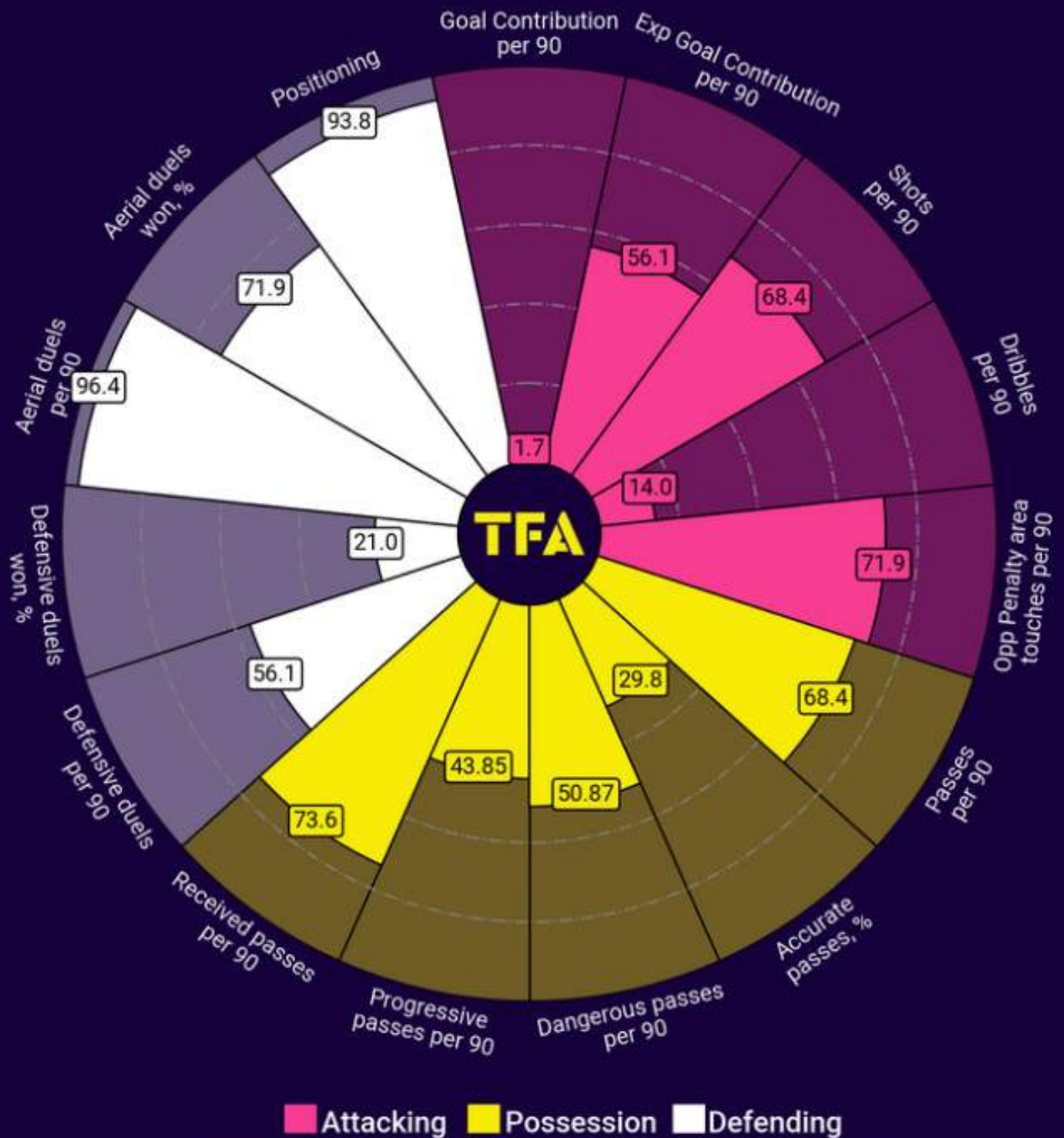
Boris van Schuppen first passed through the youth academies of VV Irene '58, RKW Jeka before joining NAC Breda in 2012.

B. VAN SCHUPPEN HEATMAP

All games from Eerste Divisie 2022/2023



B. Van Schuppen | AMF | 454 minutes played
NAC Breda | 21-years-old | Season 2022-23



Percentile Rank vs AMFs in Netherlands-Eerste Divisie-2 | Data from Season 2022-23

DEFENSIVE PHASE

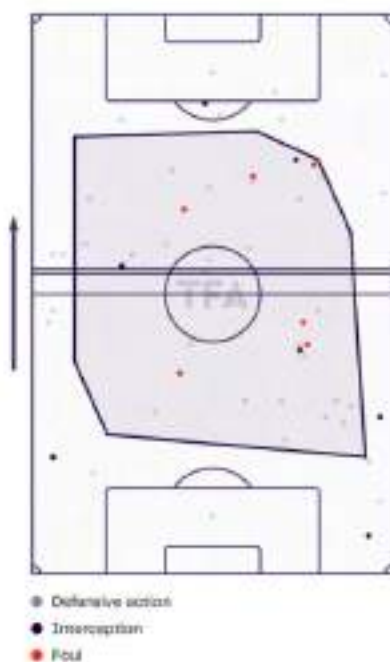
Boris van Schuppen is a player of great defensive intensity, who is a key part of his team to press on higher blocks, where he is responsible for marking different players, whom he seeks to drown out with his long and fast runs, such as goalkeepers, center backs or midfielders.

Sometimes he can put on more intensity than necessary at certain times, which makes him wear out faster.

On the other hand, he is able to come back and counter-press after a loss. In lower blocks, he should improve his positioning and momentum, to be more compact.

B. VAN SCHUPPEN DEFENSIVE TERRITORY

All games from Eerste Divisie 2022/2023



B. VAN SCHUPPEN HIGH REGAINS

All games from Eerste Divisie 2022/2023



ATTACKING PHASE

Boris van Schuppen is a player of great dynamism and mobility with intelligence without the ball, exchanging different channels on the pitch to appear and contribute to the progression of his team as a #10. Receiving the ball in pockets of space where his body-turns change the tempo of the match at close distances from the rival goal.

He offers a great interpretation to activate himself into space and receive the ball inside the box to later finish off, with high-quality executions: Above the goalkeeper, adjusted to the lower post and as well with a lot of power.

On the other hand, he is able to take the ball and generate angles to send crosses, which he does with great precision.

The best thing he has out of his array of resources is the vision to trigger teammates into space with through-passes. He normally drives the ball with micro-changes of pace while scanning his surroundings to then send these types of in-behind passes.

B. VAN SCHUPPEN PASS MAP

All games from Eerste Divisie 2022/2023



➤ Successful pass

B. VAN SCHUPPEN PROGRESSIVE PASSES

All games from Eerste Divisie 2022/2023



➤ Progressive pass
➤ Progressive pass into the penalty area

B. VAN SCHUPPEN SHOT ASSISTS

All games from Eerste Divisie 2022/2023



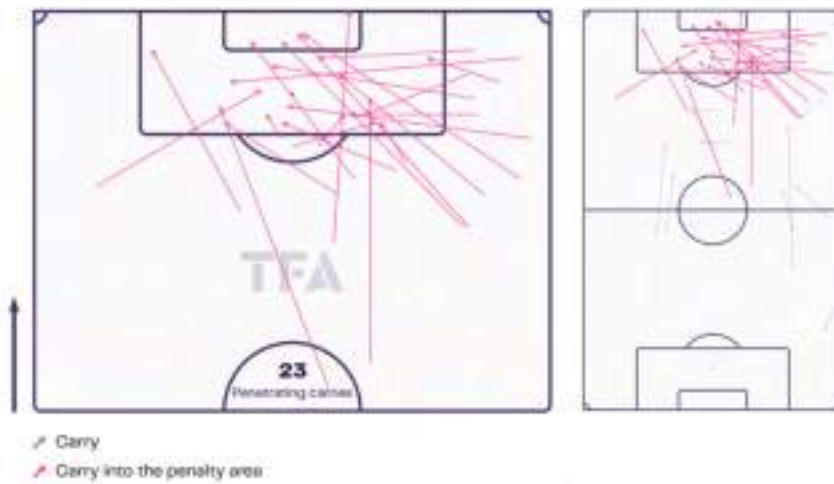
B. VAN SCHUPPEN SHOTS

All games from Eerste Divisie 2022/2023



B. VAN SCHUPPEN PENETRATING CARRIES

All games from Eerste Divisie 2022/2023



TRANSITIONS

In the attacking transitions, he normally commands these situations, picking the ball in lower heights of the field, to then carry it at full-speed, getting lots of touches to the ball and find the right timing to then send the through-pass.

In the defensive transitions, he's disciplined and committed to track back, even inside the box or suppo

B. VAN SCHUPPEN BALL PROGRESSION

All games from Eerste Divisie 2022/2023



PHYSICAL PROFILE

Boris van Schuppen is a short player with a lean build that needs to keep improving in terms of mass and musculature, especially his lower-body.

He possesses a decent pace and some stamina issues.

SIMILAR PLAYERS USING XGOLD

xGOLD is our custom-built in-house tool that uses data to match player profiles

Bruno Fernandes

Manchester United

85% match

Mason Mount

Chelsea

79% match

Florian Neuhaus

Borussia M'gladbach

78% match

B. Van Schuppen
Season 2022-23



Bruno Fernandes
Season 2022-23

B. Van Schuppen
Season 2022-23



M. Mount
Season 2022-23

B. Van Schuppen
Season 2022-23



F. Neuhaus
Season 2022-23

CLUB MATCHING METHODOLOGY

Our custom-built xGOLD tool has the ability to match players to clubs from a data-driven tactical fit perspective - we then take the initial shortlist and go into further scout-led filtering, considering the key points below.

A) Playing Style

Assessing teams by their playing style and finding a suitable match for van Schuppen: teams that look to play with a direct attacking-midfielder.

B) Leagues

We are looking at options at teams in Belgium and Netherlands.

C) Statistics

Players statistically similar to van Schuppen and whose contracts are ending and he could replace.

Belgium Jupiler Pro League

Charleroi

- They play with a very similar style of attacking-midfielder.
- They will surely look to sign in that position, to add depth to the squad.
- 78% fit according to TeamFit

Zulte-Waregem

- The starting player in the team in that position is ageing.
- Could have a place in the starting XI in the short term.
- 75% fit according to TeamFit.

Netherlands Eredivisie

Twente

- They will look to add depth to the attacking-midfielder position.
- He could make his way into the first-team in the mid-term.
- 79% fit according to TeamFit.

NEC

- With the great season Oussama Tannane is having, they will need to add depth in case he leaves next summer.
- He fits the direct style of play.
- 77% fit according to TeamFit.

SC Heerenveen

- Some names inside the squad aren't performing as expected.
- He would make his way into the first-team in the short-term.
- Solid fit in the game idea.
- 76% fit according to TeamFit.



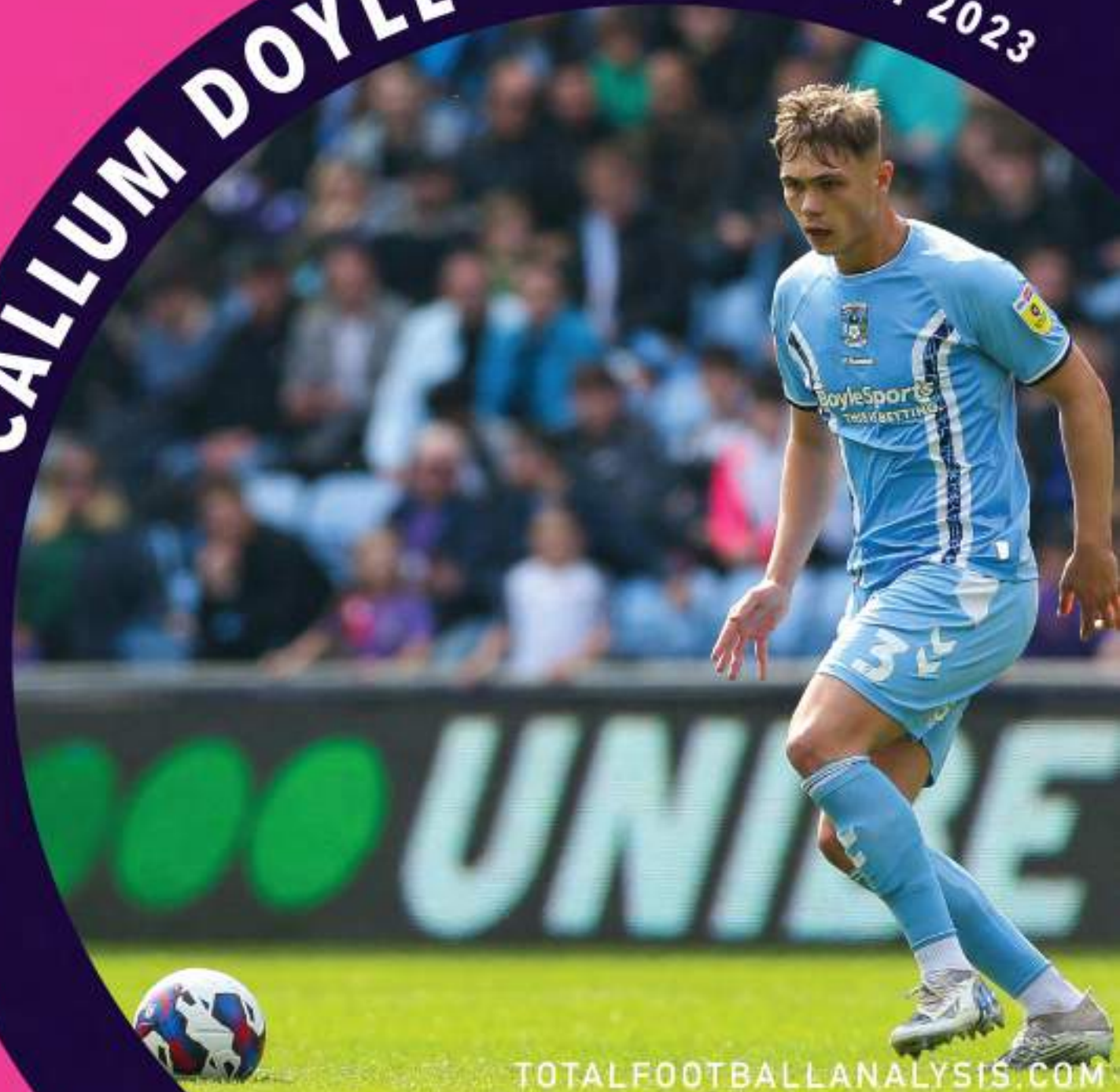
COVENTRY CITY

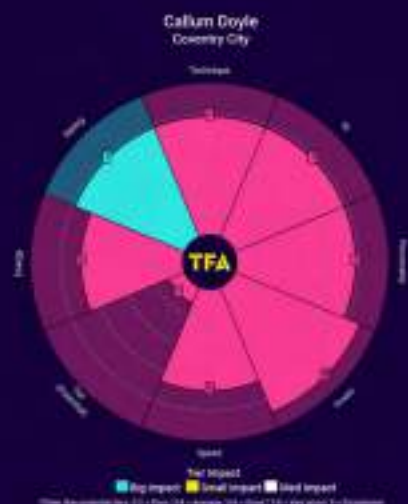


SCOUT REPORT

CALLUM DOYLE

MAY 2023





Callum Doyle, at 19 years of age, is a centre-back with everything it takes to play at the highest level of football for years to come. He is a player who fits all the requirements demanded of a CB at the elite level: great passing range, ability to defend high, be dominant in duels, etc.

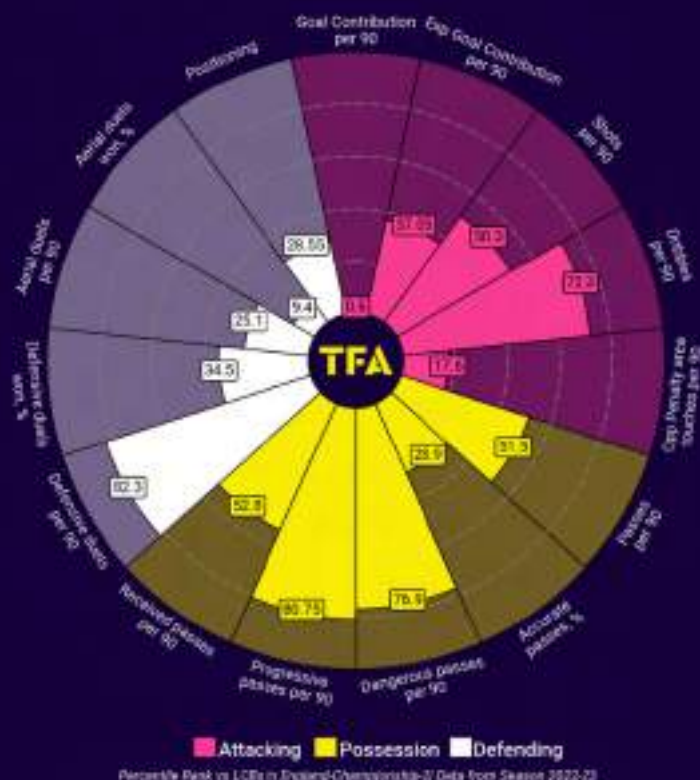
His passing range allows him to be one of the main distributors of his team, especially when he plays as a CCB in a back three. There he alternates short and long passes, as well as being really good at drawing pressure and then connecting with teammates behind the opposition's back.

Due to his age and potential, Callum Doyle is ready for his first experience in a Tier 1 league next season.

T = Technique I = IQ (football intelligence) P = Personality P = Power S = Speed T = Tier (potential Tier - see explainer) E = Energy
R = Rating (Big, Medium, Small) If he moved to that Tier today

Score explanations (other than potential tiers): 0-2 = poor 3-4 = average 5-6 = good 7-8 = very good 9 = exceptional

C. Doyle | LCB | 3285 minutes played
Coventry City | 19-years-old | Season 2022-23



PLAYER PROFILE

Callum Doyle is a 19-year-old (03/10/2003) centre-back. He's left-footed.

The English is currently playing for Coventry City in the Championship, England's second tier. His parent club is Manchester City U21.

Mbete is a CB with the potential to be dominant in all phases of the game. He has a very developed passing range to connect with players in different zones of the pitch and, in addition, his physicality is very powerful for duels or covering big spaces.

His current value on Transfermarkt is €5,000,000.

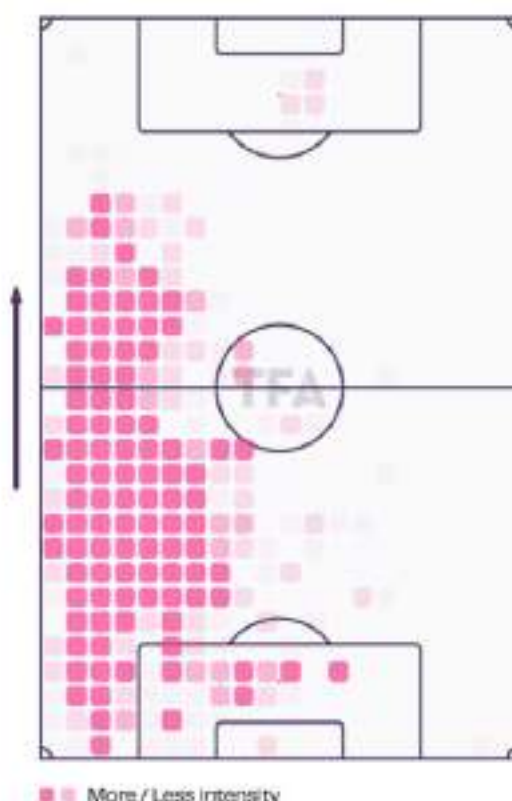
PLAYER HISTORY

Callum Doyle was developed in the Manchester City academy.

He played the 21/22 season on loan at Sunderland and, the following year, was loaned to Coventry City.

C. DOYLE HEATMAP

All games from Championship 2022/2023, Carabao Cup 2022/2023, FA Cup 2022/2023



DEFENSIVE PHASE

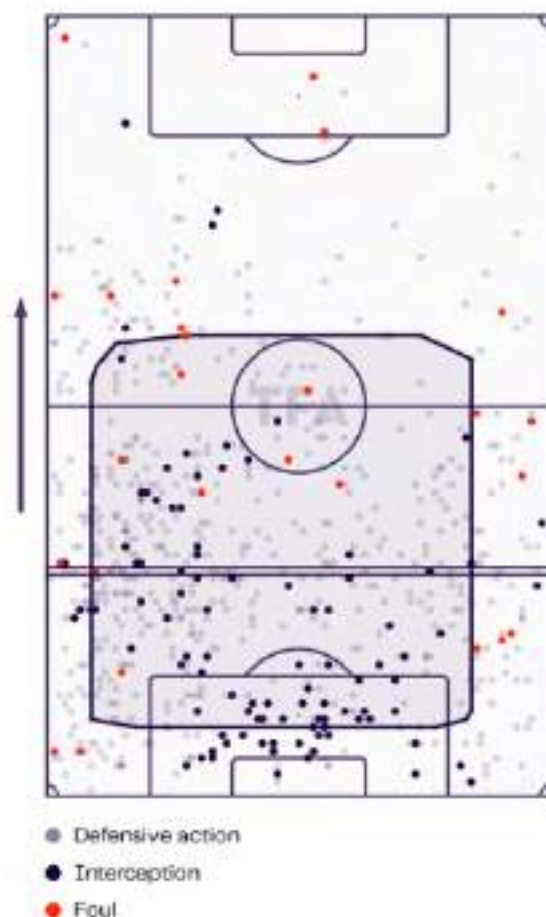
Callum Doyle is a strong and powerful centre-back, with very good use of his body to win duels or control the opponent even when he receives the ball. At his young age, he knows how to use his aggression very well to anticipate or win duels, but he is also calm enough not to allow the opponent to turn.

He is quick to get out of the zone and does so with an ideal confidence to steal. In addition, his tackling technique is very good and he has good timing to do so.

Doyle can play in high defences, where he is aggressive and controls the space behind him well, and he is also very effective in low-mid blocks due to his good distance adjustment, defensive profiles and ability to overcome opponents in tight spaces.

C. DOYLE DEFENSIVE TERRITORY

All games from Championship 2022/2023, FA Cup 2022/2023, Carabao Cup 2022/2023



ATTACKING PHASE


Callum Doyle is a centre-back with an elite passing range, as he can execute a wide variety of passes and connect with players in all areas of the pitch showing ideal composure under pressure. In fact, he is a player who takes full advantage of the opposition's runs to link up with team-mates behind them and progress through the gaps in the opposition's block.

He is also a player with good mobility in the back three/four, as he constantly offers himself as a restart option and plays quickly to keep the dynamic of the attacks going.

His decision making is good and he has improved considerably over the season. He is not only an aggressive centre-back to progress, but he has learned to manipulate the tempo of the game and knows how to play routinely to provoke collective movements in the opposition and then move forward.

C. DOYLE PASS MAP

All games from Championship 2022/2023, Carabao Cup 2022/2023, FA Cup 2022/2023



C. DOYLE PROGRESSIVE PASSES

All games from Championship 2022/2023, Carabao Cup 2022/2023, FA Cup 2022/2023



C. DOYLE PENETRATING CARRIES

All games from Championship 2022/2023, Carabao Cup 2022/2023, FA Cup 2022/2023



TRANSITIONS

In the attacking transitions, Callum Doyle can create counter-attacks through the quality of his passing to break through pressure lines. He is a quick player to steal and exploit spaces in the opposition block to link up with attacking players.

In the defensive transitions, Doyle is very tidy to always prioritise the balance of his team and shows an ideal aggressiveness when he has to come out of the zone to steal or anticipate passes.

C. DOYLE BALL PROGRESSION

All games from Championship 2022/2023, Carabao Cup 2022/2023, UEFA U19 Championship 2022 Slovakia



PHYSICAL PROFILE

Callum Doyle is left-footed, listed at 185cm.

He is a very dominant centre-back in physical contact, with plenty of power to win duels through his strength and balance supported by good stances.

Doyle also has ideal speed to defend high and cover a lot of ground, so he could even be more aggressive out of zone.

SIMILAR PLAYERS USING XGOLD

xGOLD is our custom-built in-house tool that uses data to match player profiles

Pau Torres

Villarreal
88% match

Alessandro Bastoni

Inter Milan
87% match

Nico Schlotterbeck

Borussia Dortmund
84% match



CLUB MATCHING METHODOLOGY

Our custom-built xGOLD tool has the ability to match players to clubs from a data-driven tactical fit perspective - we then take the initial shortlist and go into further scout-led filtering, considering the key points below.

A) Playing Style

Assessing teams by their playing style and finding a suitable match for Doyle: teams that create a large teams with aggressive intentions in build-up phase and good amount of progressive passes per game.

B) Leagues

We are looking at options at teams in England, Germany and France.

C) Statistics

Players statistically similar to Doyle and whose contracts are ending and he could replace.

England Premier League

Tottenham

- Doyle has shined in a three-man line recently and could be of great use in the build-up phase through his passing range.
- The team should sell some CFs and sign players who are much better suited to the system used.
- Ideal club to add valuable minutes for his development.
- 81% fit according to TeamFit.
- They have averaged 63.69 progressive passes p/90.

Leicester City

- Söyüncü will leave the team in the summer.
- Doyle is a great fit in the system and has a better passing range than the other CBs in the squad.
- Ideal club to play a lot of minutes.
- 80% fit according to TeamFit.
- They have averaged 60.76 progressive passes p/90.

Brighton

- Levi Colwill is on loan and Doyle could be an ideal replacement, able to adapt very well to the dynamics of the team and be of great importance in the build-up phase.
- Ideal club to boost his career and adapt to the Premier League.
- 79% fit according to TeamFit.
- They have averaged 67.54 progressive passes p/90.

Bournemouth

- The club could sell some of their CBs in the short term and Jack Stephens is on loan at the club.
- He could excel through his progressive passing range and be key to his team's progressions.
- Ideal context to develop his game.
- 79% fit according to TeamFit.
- They have averaged 53.79 progressive passes p/90.

Aston Villa

- None of the CBs in the squad has a technical-creative level as high as Callum Doyle's to lead the first phase.
- Very competitive team in which he could play a good amount of minutes, to the point of competing for a place in the starting XI.
- 78% fit according to TeamFit.
- They have averaged 57.22 progressive passes p/90.

England Premier League

Wolverhampton

- Doyle could be of great importance in the team, adapting to different systems and being key in the team's progressions.
- They will need to sign some new CBs in the summer to add depth to the squad.
- 75% fit according to TeamFit.
- They have averaged 61.65 progressive passes p/90.

Germany Bundesliga

Bayer Leverkusen

- Piero Hincapié could be sold in the short-medium term.
- Club that gives a lot of opportunities to young talents and where he could play a good amount of minutes.
- His virtues would be of great importance in the build-up phase.
- 81% fit according to TeamFit.
- They have averaged 53.79 progressive passes p/90.

Eintracht Frankfurt

- Evan Ndicka's contract expires next summer.
- A very competitive context where he could adapt very well to the elite.
- Technical-tactical attributes with the ball superior to the rest of the CBs in the squad.
- 81% fit according to TeamFit.
- They have averaged 57.22 progressive passes p/90.

Borussia Dortmund

- He could be an immediate fit in case Nico Schlotterbeck is sold.
- Club where a number of English talents have been successful in recent years.
- Playing style in which he could be of great importance due to his passing range in the first phase.
- 80% fit according to TeamFit.
- They have averaged 61.65 progressive passes p/90.


SD TAISHAN



SCOUT REPORT

CRYZAN

MAY 2023





Cryzan, at 26 years of age, is a striker who is at the peak of his career. He can adapt to a variety of roles and game ideas, being a particularly good CF when he is free to move in the final third and can perform a variety of aggressive unmarked moves to attack space or the back of the Defensive line.

His finishing resources are first class. He is a centre-forward who can shoot with both legs, dominates different types of finishing and has enough technique to make his controls well targeted for shooting.

Due to his age and level, Cryzan could play in a Tier 1 league in the short term.

T = Technique I = IQ (football intelligence) P = Personality P = Power S = Speed T = Tier (potential Tier – see explainer) E = Energy
R = Rating (Big, Medium, Small) if he moved to that Tier today

Score explanations (other than potential tiers): 0-2 = poor 3-4 = average 5-6 = good 7-8 = very good 9 = exceptional

Cryzan Shandong Taishan

Category	Description	Points
International Appearances	No data	0
Domestic Minutes	Band 2: 69%	7
Continental Minutes	No data	0
League Position	Shandong Taishan: Chinese Super League – Title winner	
Continental Progression	No data	0
League Quality	CSL	4
Total	Exceptions Panel	13

This calculation is based on rules agreed by the FA and the Home Office for players to play in England. There will be edge cases and different interpretations. Our Governing Body Endorsement (GBE) status tool should be used as a guide to assess the likelihood of a player meeting the criteria, rather than a definitive assessment. GBE criteria are regularly reviewed by the FA and Home Office. Any changes will be incorporated into our calculations when they are announced.

NB: Our calculations don't currently take into account injury data or, for players under 21, any additional points from the youth criteria. There are variations to the GBE criteria for players to play in Scotland and details can be found on the Scottish FA website.

TFA

PLAYER PROFILE

Cryzan is a 26-year-old (07/07/1996) CF. He's right-footed.

The Brazilian is currently playing for SD Taishan in the Super League, China's top tier.

He is a very complete striker, with top level goalscoring resources, but also with a technical-creative level that allows him to come out of the area to create passing lanes and generate dangerous chances through turns, passes into space or short combinations.

His current value on Transfermarkt is €3,500,000.

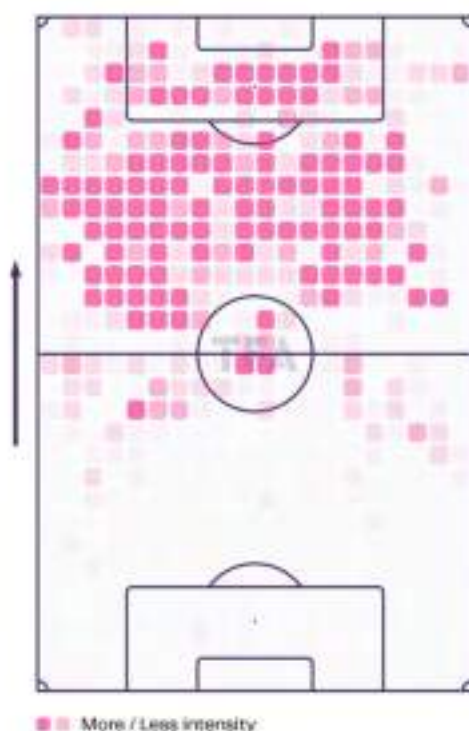
PLAYER HISTORY

Cryzan started his career at Barueri U20 and was then signed by Atlético-PR U20. While there, he went on loan to teams such as Oeste, Cercle Brugge, Al-Batin FC and Atlético-GO.

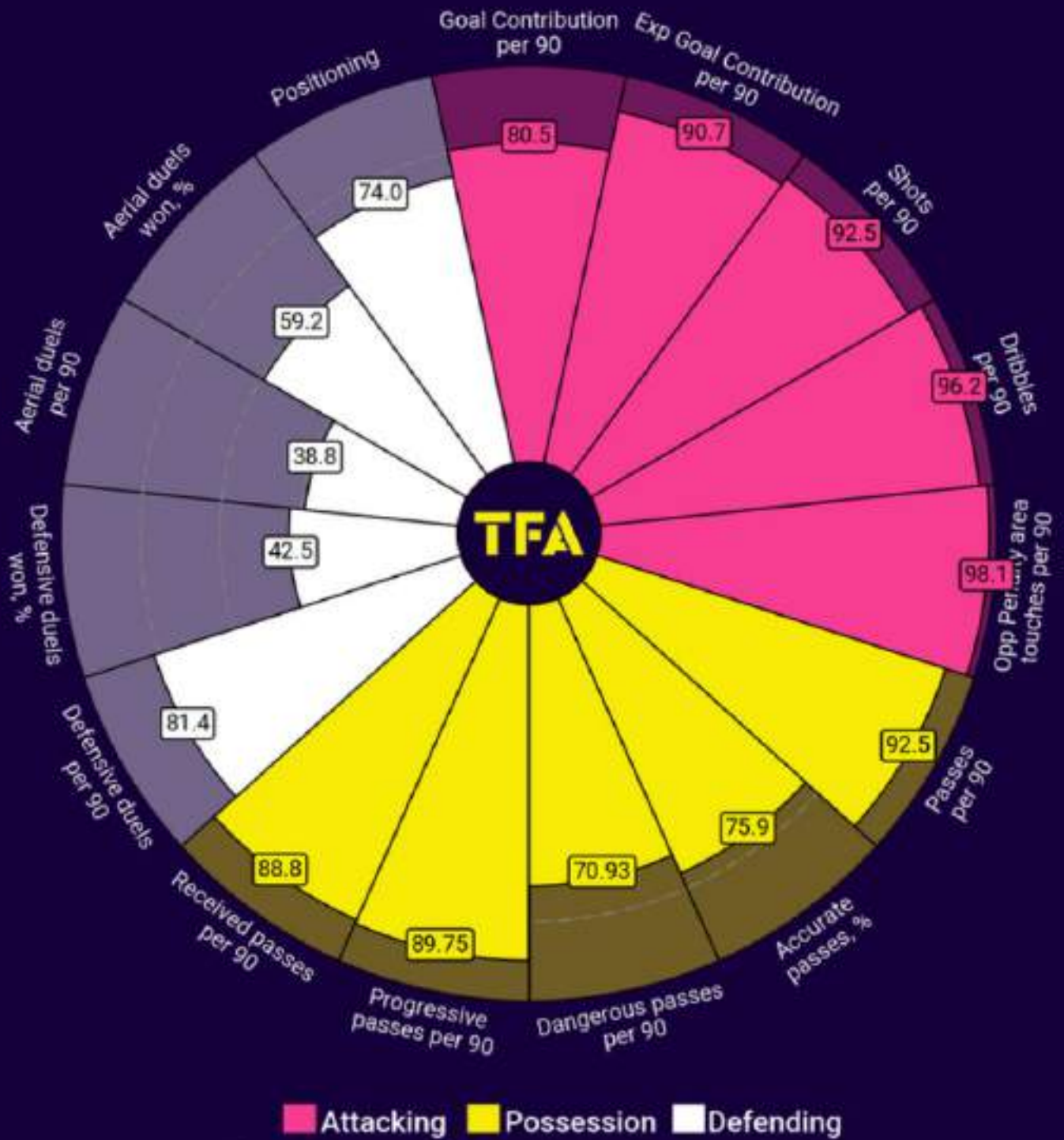
In January 2020, he was signed by Santa Clara and in April 2015 he was bought by SD Taishan, his current team.

CRYZAN HEATMAP

All games from CSL 2023, CSL 2022



Cryzan | CF | 2667 minutes played
Shandong Taishan | 26-years-old | Season 2022-23



Percentile Rank vs CFs in China-CSL-1 | Data from Season 2022-23

DEFENSIVE PHASE

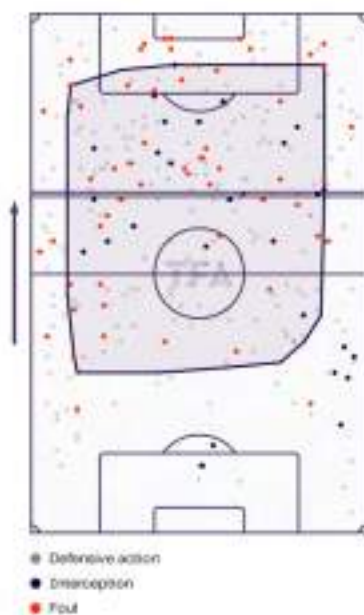
Cryzan is a very intelligent player in the defensive phase of the game. He works with a lot of intensity in his runs to steal the ball or reduce as much as possible the options of progression that the opponent has.

He also has the energy to follow opponents for several metres and prevent them from receiving the ball or, on the contrary, to put them under maximum pressure so that they do not make good decisions when they link up.

His reading of the game is usually good for positioning himself and blocking passing lanes, even when his team's front line is beaten, preventing the opponent from being able to restart the play and force him to move forward.

CRYZAN DEFENSIVE TERRITORY

All games from CSL 2023, FA Cup 2022, CSL 2022



CRYZAN HIGH REGAINS

All games from CSL 2023, FA Cup 2022, CSL 2022

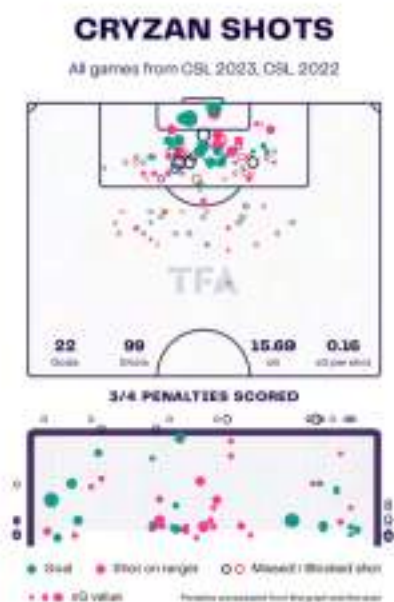


ATTACKING PHASE

Cryzan is a centre-forward with first-class goalscoring ability. He can control the ball with different parts of his body and direct it towards the most favourable areas for finishing. He can finish with both feet and dominates a wide variety of shots.


He can be used as a target-man due to his ability to win duels and his self-sufficiency to generate dangerous chances, but also as a striker with the freedom to move in the final third, create passing lanes and dynamise his team's attacks. This last role is where he excels the most, as he is a player with ideal creativity to exploit near the box.

His timing for unmarking moves is very precise and his runs are usually very powerful. He is not a player who stands out primarily for his speed, but the strength of his stride allows him to gain an advantage and be quick to attack space, whether on the flanks, inside or directly behind the defence to get into the box.



CRYZAN PASS MAP

All games from CSL 2023, FA Cup 2022, CSL 2022



✓ Successful pass

CRYZAN PROGRESSIVE PASSES

All games from CSL 2023, FA Cup 2022, CSL 2022



✓ Progressive pass
✓ Progressive pass into the penalty area

CRYZAN PENETRATING CARRIES

All games from CSL 2023, FA Cup 2022, CSL 2022



✓ Carry
✓ Carry into the penalty area

TRANSITIONS

In the attacking transitions, Cryzan is a player who is good at spotting space to attack and has very good finishing resources. However, he is a player who can drop back to create passing lanes and generate dangerous chances with his link-up play.

In the defensive transitions, he is a player who can make intense and aggressive pressing efforts to steal the ball just after losing it.

CRYZAN BALL PROGRESSION

All games from CSL 2023, FA Cup 2022, CSL 2022



PHYSICAL PROFILE

Cryzan is right-footed, listed at 190cm.

He is a striker who stands out for his strength and power. He wins duels and holds opponents on his back with ease. In addition, although he is not very fast, he can attack spaces aggressively and is difficult to stop in his movements.

Although he is a quick player, his legs are agile to control/dribble and this allows him to be very useful in tight spaces and to be able to finish inside the box after beating an opponent.

SIMILAR PLAYERS USING XGOLD

xGOLD is our custom-built in-house tool that uses data to match player profiles

Gabriel Jesus

Arsenal
94% match

Kylian Mbappé

Paris Saint-Germain
93% match

Lautaro Martínez

Inter Milan
92% match



CLUB MATCHING METHODOLOGY

Our custom-built xGOLD tool has the ability to match players to clubs from a data-driven tactical fit perspective - we then take the initial shortlist and go into further scout-led filtering, considering the key points below.

A) Playing Style

Assessing teams by their playing style and finding a suitable match for Cryzan: teams that create a large number of dangerous chances per game.

B) Leagues

We are looking at options at teams in Spain, Italy, Belgium and Portugal.

C) Statistics

Players statistically similar to Cryzan and whose contracts are ending and he could replace.

Spain LaLiga

Espanyol

- Dani Gómez is on loan at the club.
- Cryzan could have a big impact on the team's attacking dynamics due to his self-sufficiency and ability to create dangerous chances.
- Joselu and Braithwaite are both over 30.
- 92% fit according to TeamFit.
- They have averaged 2.67 smart passes p/90.

Real Valladolid

- Cyle Larin is on loan at the club.
- Sergio León is 34 years old.
- The team must sign more than one striker urgently for the next transfer window.
- Cryzan could become the starting CF in the short term.
- 92% fit according to TeamFit.
- They have averaged 3.75 smart passes p/90.

Villarreal

- Nicolas Jackson could be sold in the short term.
- Villarreal are one of the best passers in La Liga, which could considerably boost Cryzan's style of play.
- Valuable opportunity to adapt to the elite.
- 91% fit according to TeamFit.
- They have averaged 6.06 smart passes p/90.

Italy Serie A

Udinese

- Beto could be sold in the short term.
- A great fit with the team's game idea, Cryzan could shine with his mobility to generate superiority and dynamise attacks.
- He can adapt very well to a system with two CFs.
- 92% fit according to TeamFit.
- They have averaged 2.98 smart passes p/90.

Italy Serie A

Bologna

- Cryzan could fit very well into the offensive dynamics of the team, especially because of his strength to win duels and aggressiveness in his movements.
- Ideal club to adapt to the league.
- 91% fit according to TeamFit.
- They have aver

Atalanta

- Several CFs in the squad will leave the team in the summer.
- Ideal system to enhance Cryzan's strengths, even being able to play as SS with a lot of influence in the final third.
- 91% fit according to TeamFit.
- They have averaged 3.21 smart passes p/90.

Belgium Jupiler Pro League

Gent

- Gift Orban will be sold in the short term.
- Cryzan has a great fit into the team's system and style of play, being able to adapt to various roles and using his link-up play to create dangerous chances.
- 92% fit according to TeamFit.
- They have averaged 4.44 smart passes p/90.

Anderlecht

- The club should sign a CF by the summer to add depth to its squad.
- Fit with the style of play.
- Ideal league to revalue his profile and enhance his best characteristics.
- 91% fit according to TeamFit.
- They have averaged 6.71 smart passes p/90.

Westerlo

- Cryzan's mobility would be of great use to the team in a role similar to the one that allowed Lyle Foster to shine.
- Ideal team to adapt to a more competitive context.
- Could have a place in the starting XI in the short term.
- 90% fit according to TeamFit.
- They have averaged 3.78 smart passes p/90.

Portugal Liga Portugal

Sporting Braga

- Abel Ruiz could be sold in the short term.
- The team has only two CFs, so it must sign at least one more player to add depth to the squad.
- Cryzan knows the league and could perform very well in the short term.
- 92% fit according to TeamFit.
- They have averaged 3.92 smart passes p/90.

FC Porto

- the system, being a CF who shines for his mobility and can be of great importance in creating/finishing dangerous chances.
- Very competitive context that could revalue his profile while playing a good amount of minutes.
- 92% fit according to TeamFit.
- They have averaged 6.69 smart passes p/90.

Gil Vicente

- Fran Navarro could be sold in the short term due to his great season.
- Ideal club to have a guaranteed place in the starting XI and then move to a better club in the same league.
- Great fit in the game idea.
- 91% fit according to TeamFit.
- They have averaged 5.14 smart passes p/90.



FERENCVAROS

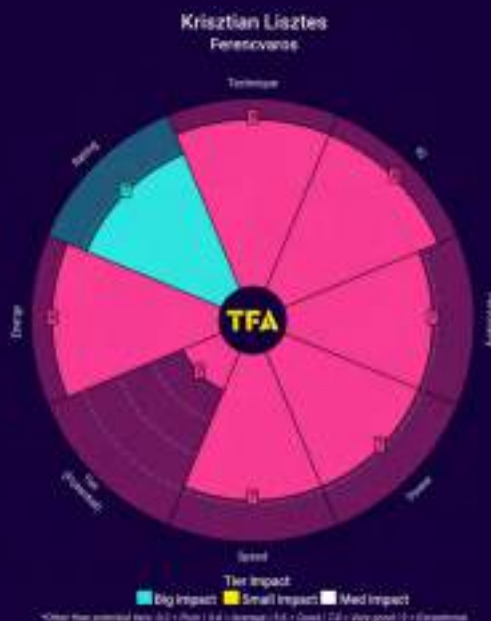


SCOUT REPORT

KRISZTIAN LISZTES

MAY 2023





Krisztian Lisztes is a 17-year-old versatile footballer who can play as a central striker or a winger, and his main focal point is midfield where he plays as an attacking central midfielder or second striker. Has the potential to play at level 2 in the next 2-3 years.

T = Technique I = IQ (football intelligence) P = Personality P = Power S = Speed T = Tier (potential Tier - see explainer) E = Energy
 R = Rating (Big, Medium, Small) if he moved to that Tier today

Score explanations (other than potential tiers): 0-2 = poor 3-4 = average 5-6 = good 7-8 = very good 9 = exceptional

Krisztian Lisztes Ferencvaros

Category	Description	Points
International Appearances	No data	0
Domestic Minutes	Band 6: 68%	0
Continental Minutes	No data	0
League Position	No data	0
Continental Progression	No data	0
League Quality	No data	0
Total	Ineligible	0

This calculation is based on rules agreed by the FA and the Home Office for players to play in England. There will be edge cases and different interpretations. Our Governing Body Endorsement (GBE) status tool should be used as a guide to assess the likelihood of a player meeting the criteria, rather than a definitive assessment. GBE criteria are regularly reviewed by the FA and Home Office. Any changes will be incorporated into our calculations when they are announced.

NB: Our calculations don't currently take into account injury data or, for players under 21, any additional points from the youth criteria. There are variations to the GBE criteria for players to play in Scotland and details can be found on the Scottish FA website.

TFA

PLAYER PROFILE

Krisztian Lisztes is a 17-year-old versatile footballer who can play as a central striker or a winger, and his main focal point is midfield where he plays as an attacking central midfielder or second striker.

The contract is valid until 30 June, 2026

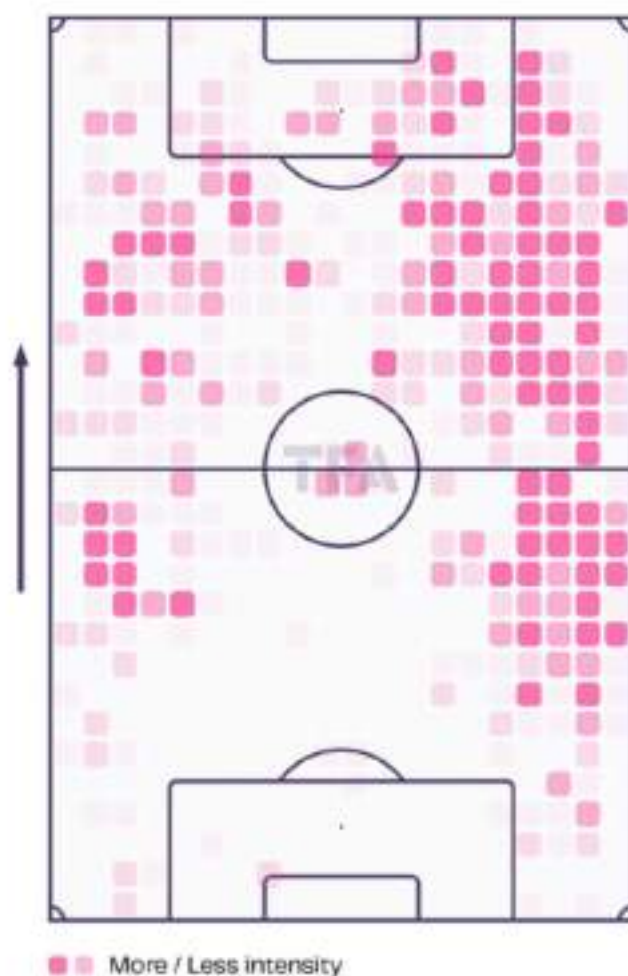
PLAYER HISTORY

Krisztian Lisztes joined Ferencvaros at a young age and was a leading player in the reserve team last season (Level 2). He is currently developing his career in the first team.

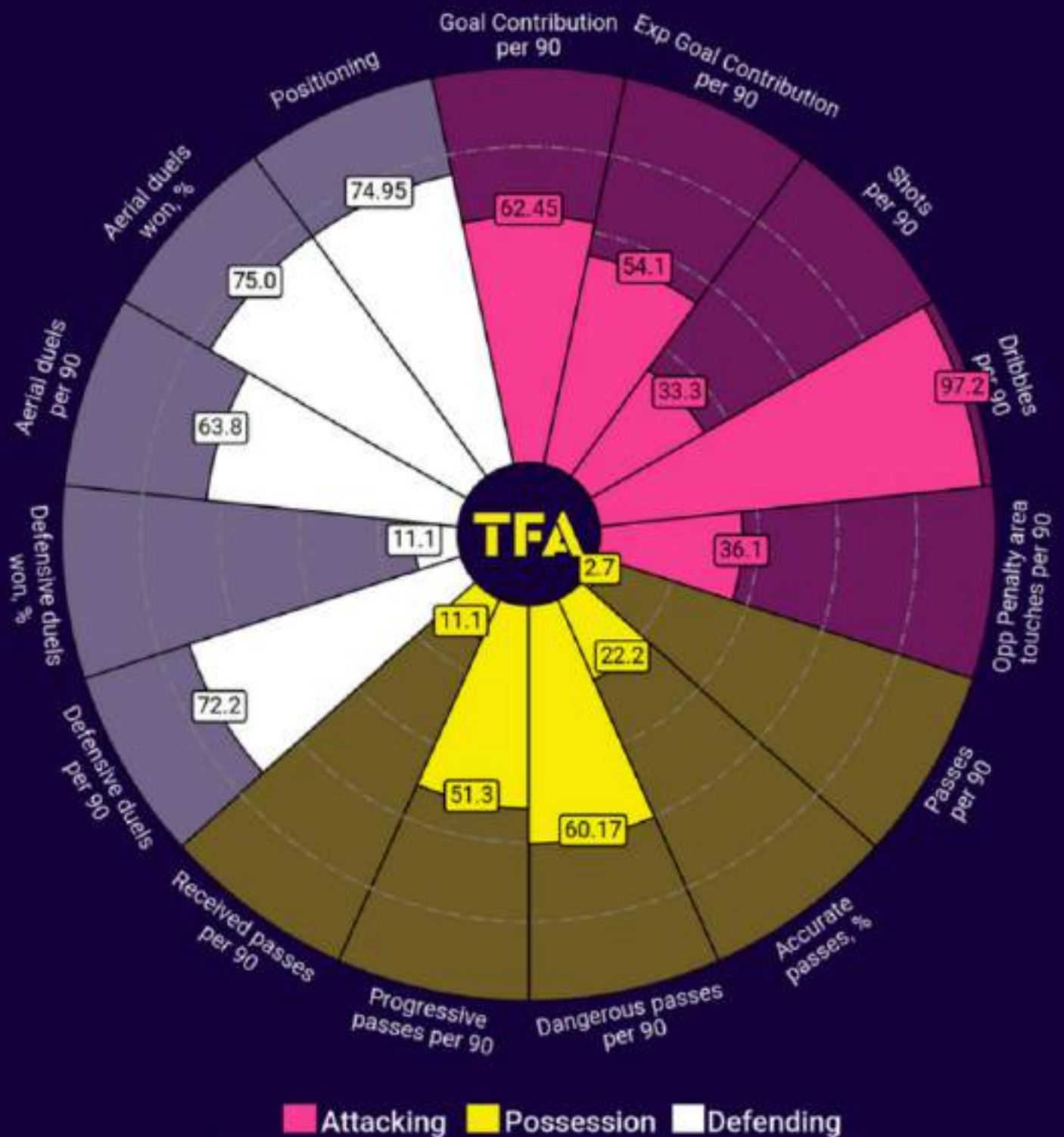
He is a footballer of the youth national team.

K. LISZTES HEATMAP

from UEFA U19 Championship Qualification 2023 Malta, UEFA Euro 2022/2023, NB II 2022/2023, NB I 2022/2023



K. Lisztes | RAMF | 1319 minutes played
 Ferencváros II | 17-years-old | Season 2022-23



Percentile Rank vs RAMFs in Hungary-NB2-2 | Data from Season 2022-23

DEFENSIVE PHASE

Krisztian Lisztes is a footballer who, despite his young age, shows a very good quality of the game and already today presents the level of adult football.

He has very good physical skills, which he combines with very good technique. He is a player who returns to midfield very often to participate in low defence.

He is a relentless player whose goal is to get the ball and transfer the game to the offensive.

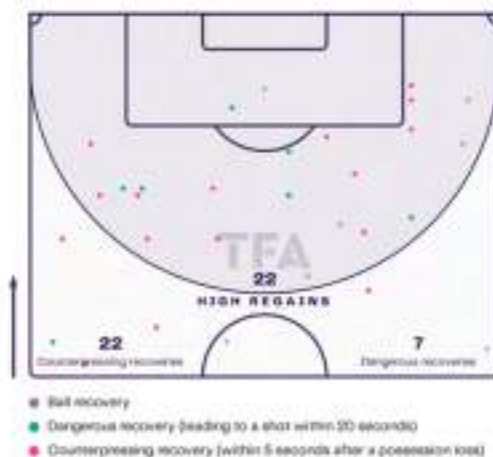
K. LISZTES DEFENSIVE TERRITORY

All games from UEFA U19 Championship Qualification 2023 Malta, UEFA Europa League 2022/2023, NB II 2022/2023, NB I 2022/2023



K. LISZTES HIGH REGAINS

mes from UEFA U19 Championship Qualification 2023 Malta, UEFA Europa Le 2022/2023, NB II 2022/2023, NB I 2022/2023



ATTACKING PHASE

Krisztian Lisztes prefers to attack with the ball from the side sectors and most often attacks the ball with the right or left sector.

He is a very fast player who controls the ball very well and does progressive dribbling with the ball. He moves the ball from right to left foot at high speed, he plays very well with his body balance.

He is a good shooter from distance. He can take a good shot on goal with his right or left foot. His shots are varied - he can shoot both hard and technically.

K. LISZTES SHOTS

from UEFA U19 Championship Qualification 2023 Malta, UEFA Europa U19 Championship 2022/2023, NB II 2022/2023, NB I 2022/2023



K. LISZTES SHOT ASSISTS

from UEFA U19 Championship Qualification 2023 Malta, UEFA Europa U19 Championship 2022/2023, NB II 2022/2023, NB I 2022/2023



K. LISZTES PASS MAP

from UEFA U19 Championship Qualification 2023 Malta, UEFA Euro 2022/2023, NB II 2022/2023, NB I 2022/2023



✓ Successful pass

K. LISZTES PROGRESSIVE PASSES

All games from UEFA U19 Championship Qualification 2023 Malta, UEFA Europa League 2022/2023, NB II 2022/2023, NB I 2022/2023



✓ Progressive pass

✓ Progressive pass into the penalty area

K. LISZTES PENETRATING CARRIES

All games from UEFA U19 Championship Qualification 2023 Malta, UEFA Europa League 2022/2023, NB II 2022/2023, NB I 2022/2023



✓ Carry

✓ Carry into the penalty area

TRANSITIONS

Krisztian Lisztes is a player who is very good at 1 vs 1 duels in attack, who is fast, agile and very intense in his game.

Playing as an attacking midfielder, he waits for his team to pick up the ball and makes a quick run with the ball. He is a player with good dribbling who waits closer to the opponent's goal for the opportunity to take a shot.

If he doesn't have a scoring opportunity, he makes a good quality pass to his partner.

He plays very well off the ball, which is why he positions himself well in the penalty area, finishing off the team's action well.

K. LISZTES BALL PROGRESSION

All games from UEFA U20 Championship Qualification 2023 Malta, UEFA Europa League 2022/2023, NB I 2022/2023, NB I 2022/2023



PHYSICAL PROFILE

He is a player who, despite his young age, has a well-developed physicality. He is 1.83 m tall.

He is strong, fast and very intense in his game. He is a right-footed player who is good with the ball from the left and right wing.

It's usable off the ball.

He is left footed.

CLUB MATCHING METHODOLOGY

Our custom-built xGOLD tool has the ability to match players to clubs from a data-driven tactical fit perspective - we then take the initial shortlist and go into further scout-led filtering, considering the key points below.

A) Playing Style

Assessing teams by their playing style and finding a suitable match for Lisztes:
Teams who average low dribble numbers and only a few touches inside the opposition box.

B) Leagues

We are looking at options from Netherlands Eredivisie and Belgian Pro League.

C) Statistics

Players who are statistically similar to Lisztes and whose contracts are ending and he could replace.

Netherlands Eredivisie

Ajax Amsterdam

- A team that matches the tactical style of the game.

Feyenoord Rotterdam

- An offensive, dominant team where a player can gain a lot of experience before reaching Tier 1.

PSV

- A dominant team with players who combine the features of strikers and wingers.

Belgian Pro League

Union Saint-Gilloise

- They only average 32.06 dribbles per 90.
- They only average around 18.13 touches inside the opposition box per 90.

Gent

- They only average 23.96 dribbles per 90.
- They only average around 18.86 touches inside the opposition box per 90.

Anderlecht

- They only average 27.46 dribbles per 90.
- They only average around 19.63 touches inside the opposition box per 90.



ZTE

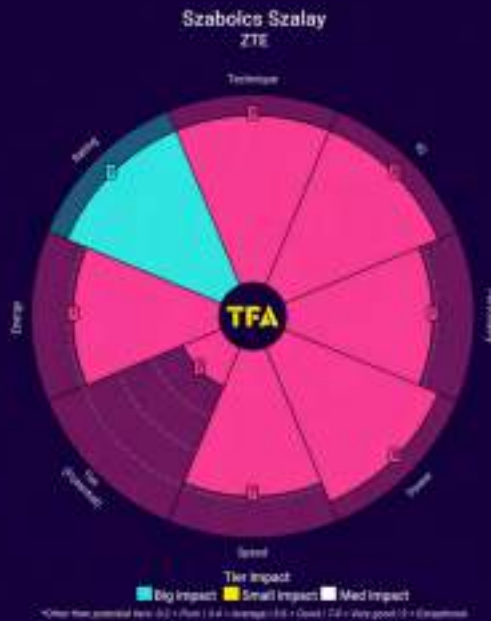


SCOUT REPORT

SZABOLCS SZALAY

MAY 2023





Szabolcs Szalay is a 21-year-old centre-forward with good marksmanship and a good right-foot shot that makes him a good free-kick taker. His potential allows you to play at the Tier 2 level.

T = Technique I = IQ (football intelligence) P = Personality P = Power S = Speed T = Tier (potential Tier - see explainer) E = Energy
R = Rating (Big, Medium, Small) if he moved to that Tier today

Score explanations (other than potential tiers): 0-2 = poor 3-4 = average 5-6 = good 7-8 = very good 9 = exceptional

Szabolcs Szalay

ZTE

Category	Description	Points
International Appearances	No data	0
Domestic Minutes	Band 6: 26%	0
Continental Minutes	No data	0
League Position	Zalaegerszegi TE: Hungary NB1 - #8	0
Continental Progression	No data	0
League Quality	NB I	2
Total	Ineligible	2

This calculation is based on rules agreed by the FA and the Home Office for players to play in England. There will be edge cases and different interpretations. Our Governing Body Endorsement (GBE) status tool should be used as a guide to assess the likelihood of a player meeting the criteria, rather than a definitive assessment. GBE criteria are regularly reviewed by the FA and Home Office. Any changes will be incorporated into our calculations when they are announced.

NB: Our calculations don't currently take into account injury data or, for players under 21, any additional points from the youth criteria. There are variations to the GBE criteria for players to play in Scotland and details can be found on the Scottish FA website.

TFA

PLAYER PROFILE

Szabolcs Szalay is a 21-year-old centre-forward with good marksmanship and a good right-foot shot that makes him a good free-kick taker.

His current market value is €275,000.
The contract is valid until 30 Jun, 2026

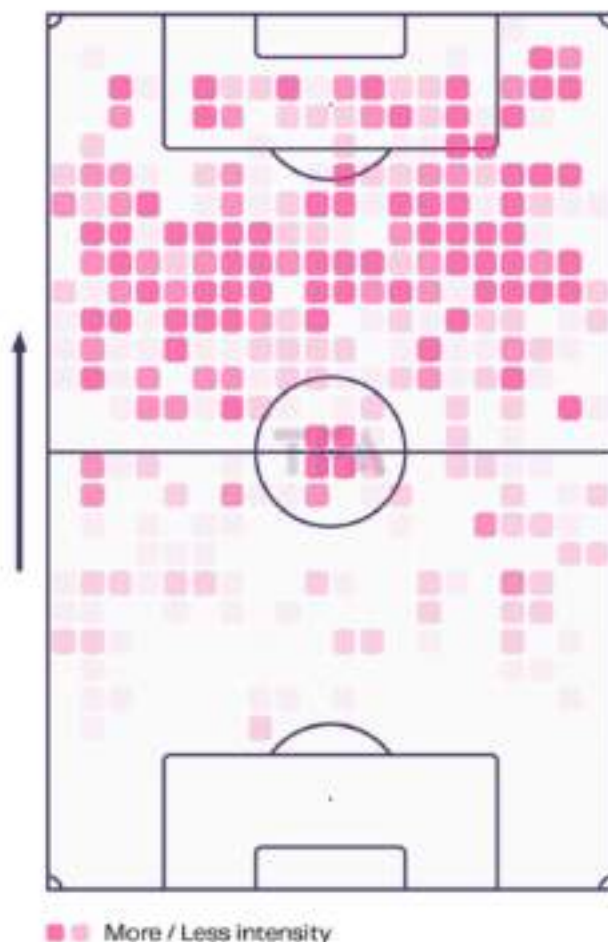
PLAYER HISTORY

Szabolcs Szalay is a 21-year-old centre-forward with good marksmanship and a good right-foot shot that makes him a good free-kick taker.

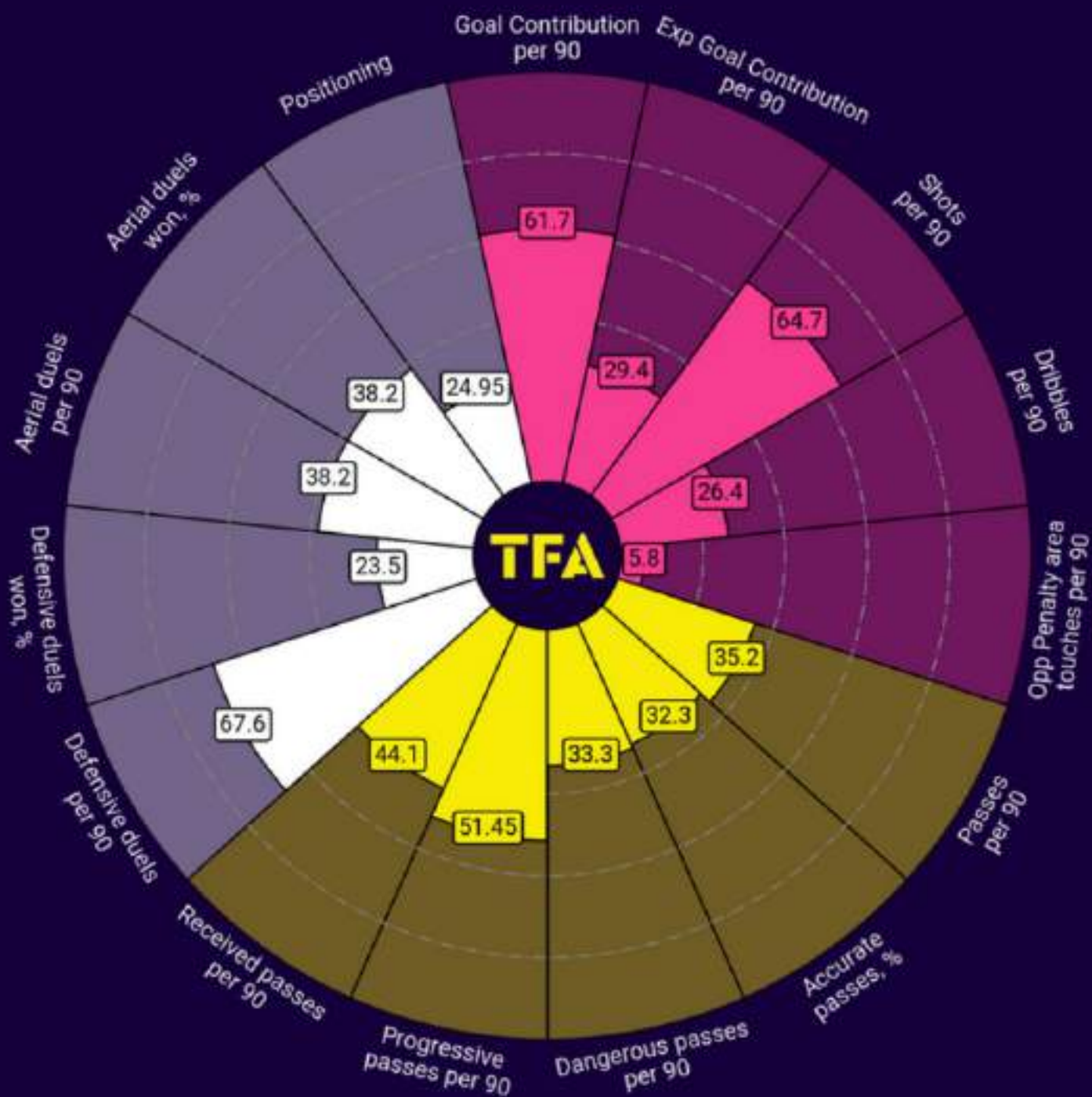
His current market value is €275,000.
The contract is valid until 30 Jun, 2026

S. SZALAY HEATMAP

121 National Team Friendlies 2023, Magyar Kupa 2022/2023, f



S. Szalay | CF | 1168 minutes played
 Zalaegerszegi TE | 21-years-old | Season 2022-23



Attacking Possession Defending

Percentile Rank vs CFs in Hungary-NB1-1| Data from Season 2022-23

DEFENSIVE PHASE

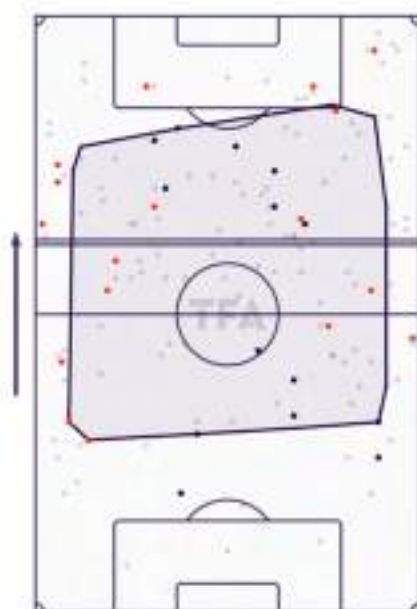
Szabolcs Szalay is a player with outstanding sniper skills who is most comfortable playing in the last third of the pitch, playing close to the center defenders and waiting for a pass from the defense.

Despite this, he can work very well for the team, using his speed and tenacity.

He is very good at putting pressure on defenders and the goalkeeper, often causing them to make mistakes.

S. SZALAY DEFENSIVE TERRITORY

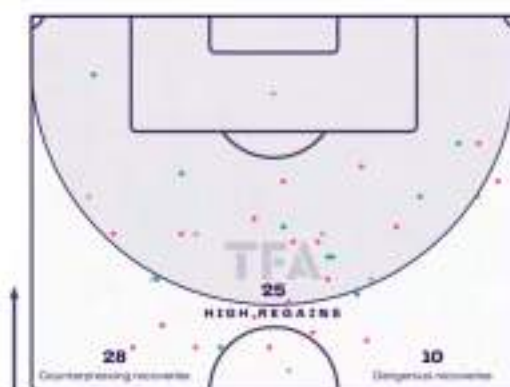
All games from U21 National Team Friendlies 2023, Magyar Kupa 2022/2023, NB I 2022/2023



- Defensive action
- Interception
- Foul

S. SZALAY HIGH REGAINS

From U21 National Team Friendlies 2023, Magyar Kupa 2022/2023, NB I 21



- Ball recovery
- Dangerous recovery (leading to a shot within 20 seconds)
- Counterpressing recovery (within 5 seconds after a possession loss)

ATTACKING PHASE

Szabolcs Szalay likes to play high and feels best in the line in a 1-4-3-3 formation, expecting crosses or through passes from the team.

He has very good timing, moving without the ball in space, occupying a place on the offside line.

At the moment of making a cross or perpendicular pass, he senses the right moment to enter the penalty area very well. He scores a lot of goals in these situations.

His alternative position is on the right wing, as he has good speed and very good quality crosses with his right foot.

S. SZALAY SHOTS

21 National Team Friendlies 2023, Magyar Kupa 2022/2023, | from U21 National Team Friendlies 2023, Magyar Kupa 2022/2023, NB I 2



S. SZALAY SHOT ASSISTS



S. SZALAY PASS MAP

S. SZALAY PROGRESSIVE PASSES

All games from U21 National Team Friendlies 2023, Magyar Kupa 2022/2023, NB I games from U21 National Team Friendlies 2023, Magyar Kupa 2022/2023, NB I 2022/2023



S. SZALAY PENETRATING CARRIES

All games from U21 National Team Friendlies 2023, Magyar Kupa 2022/2023, NB I 2022/2023



TRANSITIONS

Szabolcs Szalay in the transition phase likes to retreat to the center of the pitch, waiting to receive the ball from the depth of the field.

He plays very well with his back to the goal, controlling the ball well as a wall. He skillfully masters both high balls and leg passes, effectively turning with the ball and making very accurate passes to well-positioned teammates.

S. SZALAY BALL PROGRESSION

Games from U21 National Team Friendlies 2023, Magyar Kupa 2022/2023, NB I 2022/23



PHYSICAL PROFILE

Szabolcs Szalay is of normal height. He measures 1.81 m and is of normal build.

He is a center forward capable of playing at high intensity and running fast for short distances. He uses this to apply pressure in high pressing and counterattacks.

He is right-footed and is a very good free-kick shooter.

CLUB MATCHING METHODOLOGY

Our custom-built xGOLD tool has the ability to match players to clubs from a data-driven tactical fit perspective - we then take the initial shortlist and go into further scout-led filtering, considering the key points below.

A) Playing Style

Assessing teams by their playing style and finding a suitable match for Szalay:
Teams who average low dribble numbers and only a few touches inside the opposition box.

B) Leagues

We are looking at options from Netherlands Eredivisie and Belgian Pro League

C) Statistics

Players who are statistically similar to Szalay and whose contracts are ending and he could replace.

Netherlands Eredivisie

Groningen

- Szalay's style of play fits the profile of players in Groningen.

Heerenveen

- The player with his game profile would strengthen the rivalry in offensive formations

AZ Alkmaar

- The player with his game profile would strengthen the rivalry in offensive formations

Belgian Pro League

KRC Genk

- Szalay's style of play fits the profile of players in Genk

Gent

- They only average 23.96 dribbles per 90.
- They only average around 18.86 touches inside the opposition box per 90.

Anderlecht

- They only average 27.46 dribbles per 90.
- They only average around 19.63 touches inside the opposition box per 90.



LIVERPOOL FC
MONTEVIDEO



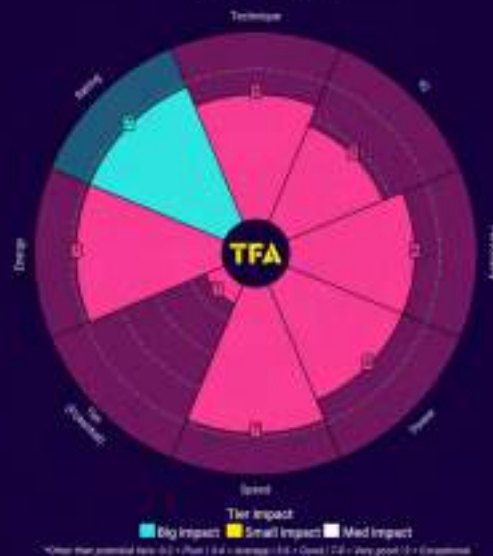
SCOUT REPORT

LUCIANO RODRÍGUEZ

MAY 2023



Luciano Rodriguez
Liverpool Montevideo



Luciano Rodriguez is a fleet footed forward who often drifted wide into flanks during transitions and looked comfortable in a wide role. He was an excellent dribbler and often did well to carry possession forward, beating his marker with his footwork and pace. Rodriguez does get into the box often but needs to fine tune his decision making here if he is to create chances for his teammates while also having to work on his finishing skills. He was also quick to counter press inside the final third but needs to work on regulating his aggression as he did showcase a tendency to make some rash challenges. He has lots of potential while his willingness to chase down the ball and get on it under pressure was endearing as well but he still seemed a little raw with his final output at the moment.

T = Technique I = IQ (football intelligence) P = Personality P = Power S = Speed T = Tier (potential Tier - see explainer) E = Energy
 R = Rating (Big, Medium, Small) if he moved to that Tier today

Score explanations (other than potential tiers): 0-2 = poor 3-4 = average 5-6 = good 7-8 = very good 9 = exceptional

Luciano Rodríguez Liverpool Montevideo

Category	Description	Points
International Appearances	No data	0
Domestic Minutes	No data	0
Continental Minutes	No data	0
League Position	No data	0
Continental Progression	No data	0
League Quality	No data	0
Total	Ineligible	0

This calculation is based on rules agreed by the FA and the Home Office for players to play in England. There will be edge cases and different interpretations. Our Governing Body Endorsement (GBE) status tool should be used as a guide to assess the likelihood of a player meeting the criteria, rather than a definitive assessment. GBE criteria are regularly reviewed by the FA and Home Office. Any changes will be incorporated into our calculations when they are announced.

NB: Our calculations don't currently take into account injury data or, for players under 21, any additional points from the youth criteria. There are variations to the GBE criteria for players to play in Scotland and details can be found on the Scottish FA website.

TFA

PLAYER PROFILE

Luciano Rodríguez is a 19-year-old Uruguayan footballer who plays as a centre forward for Liverpool FC in the Primera División Apertura, the first tier of Uruguayan football.

He is predominantly right-footed and also looked capable of playing as a left winger or a secondary striker. He is a current Uruguay U20 international.

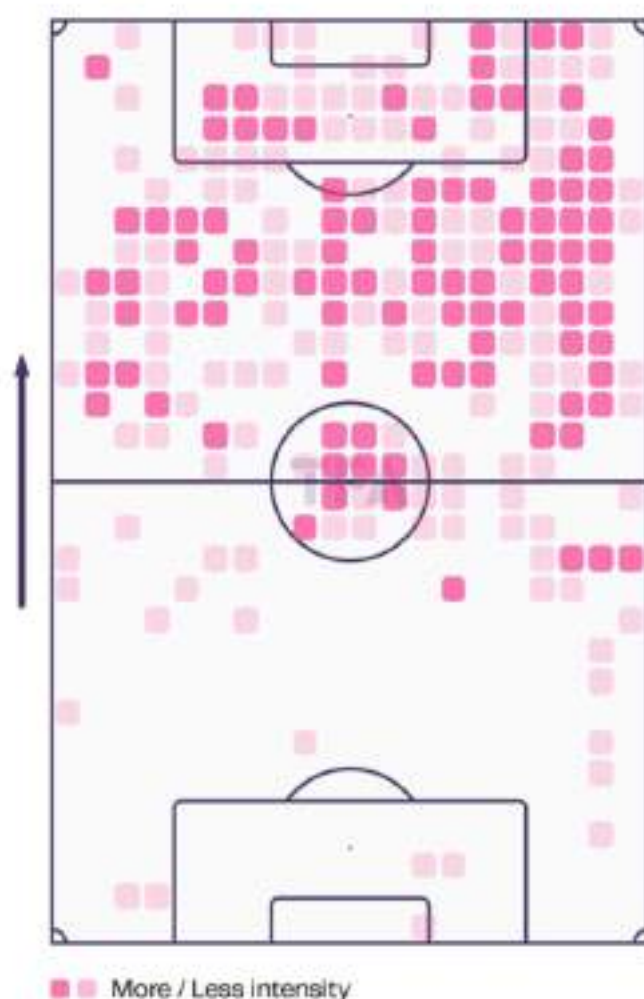
Rodríguez has a current market value of €1,500,000.

PLAYER HISTORY

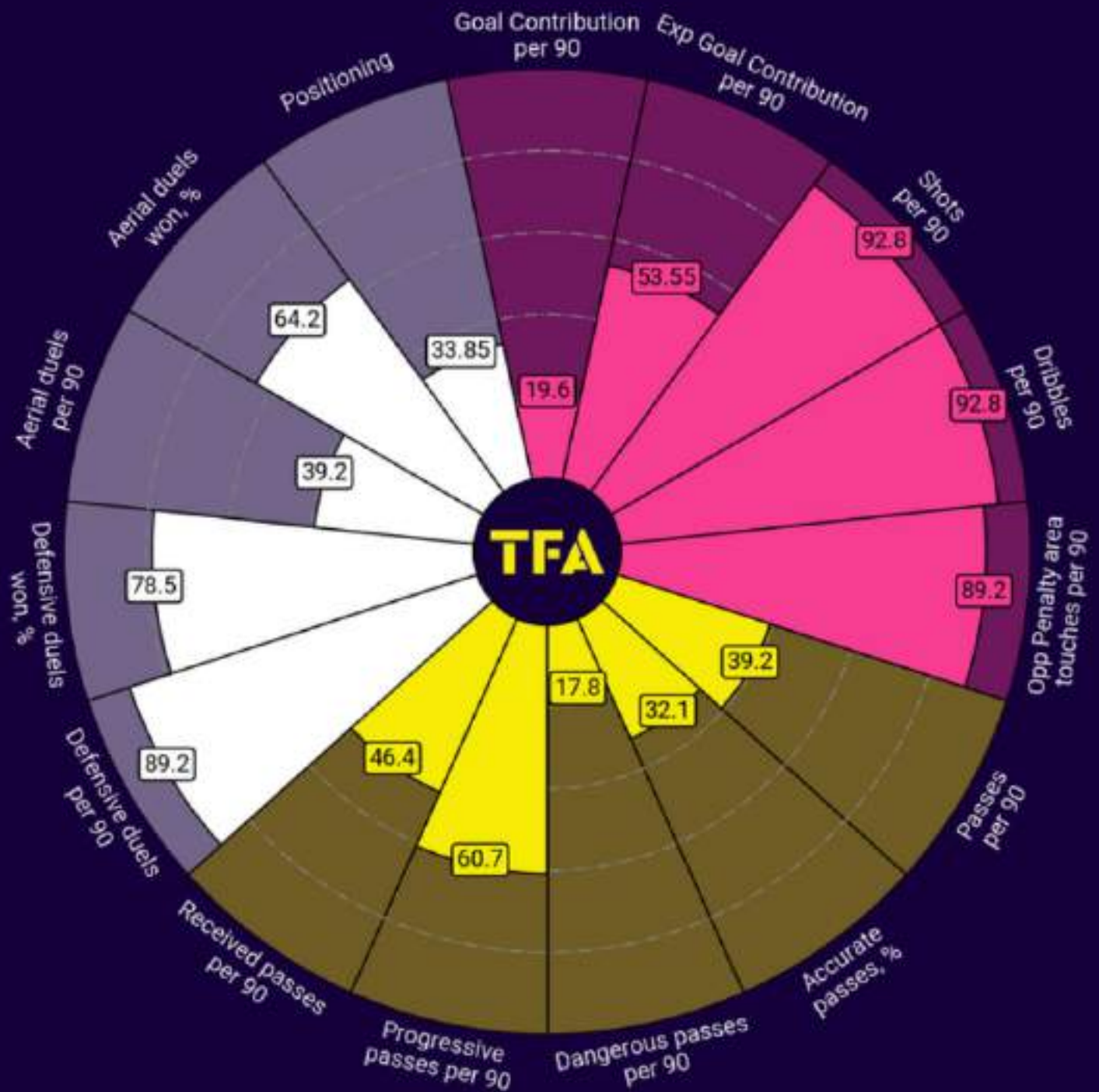
Rodríguez is a product of the Bella Vista academy and moved to the CA Progreso U19s in the 19/20 season. He then rose up to the senior side before switching to Liverpool FC for a fee of €466,000.

L. RODRÍGUEZ HEATMAP

All games from Primera División 2023



L. Rodríguez | CF | 461 minutes played
 Liverpool | 19-years-old | Season 2023



Attacking Possession Defending

Percentile Rank vs CFs in Uruguay-Primera Division-1 | Data from Season 2023

DEFENSIVE PHASE

Rodríguez was a fairly industrious player and used his pace well to track runners and intercept passes. He does well to try and press in a high line as well but did seem a little headless here and failed to effectively regulate his aggression. This meant that Rodríguez often made some rash challenges higher up the pitch and posed the threat of getting booked. Despite this, his willingness to close down opponents did seem endearing while he also managed to occasionally nick the ball away.

Rodríguez also seemed capable of tracking opposition runners using his pace and often managed to get across to them as well. He can be a little wayward with his 1v1 duels though and needed to showcase more composure when going into such challenges.

L. RODRÍGUEZ DEFENSIVE TERRITORY

All games from Primera División 2023



L. RODRÍGUEZ HIGH REGAINS

All games from Primera División 2023



ATTACKING PHASE

Rodríguez had a decent receiving technique and managed to trap incoming passes with relative ease. He does well to pluck the ball from an aerial pass with his long legs while also showcasing good composure to retain possession when receiving it under pressure. He did look to turn away when receiving a pass and has the agility to beat his marker in this manner.

Rodríguez was a competent dribbler and constantly looked to drive into the box after receiving the ball out wide. He showcased quick footwork to beat his marker during 1v1 duels and often managed to play a cross into the six yard box as well. Rodríguez showed the composure to take his time and play the right ball at the end of these runs but still needs to improve his decision making once inside the box. He often chose to shoot when he should have made a simpler cut back and lost the ball here.

His ability to create shooting space combined with his willingness to move into dangerous positions on the pitch made him a potent goal threat. Despite this, Rodríguez's decision making here seemed to be very raw while he can also be a little selfish when trying to go for goal. He often put too much power into his efforts and thus failed to hit the target at times. He also had the ability to create simple chances for teammates with his cut backs but needs to release the ball more effectively.

L. RODRÍGUEZ SHOTS

All games from Primera División 2023



L. RODRÍGUEZ SHOT ASSISTS

All games from Primera División 2023



L. RODRÍGUEZ PASS MAP

All games from Primera División 2023



L. RODRÍGUEZ PROGRESSIVE PASSES

All games from Primera División 2023



L. RODRÍGUEZ PENETRATING CARRIES

All games from Primera División 2023



TRANSITIONS

Rodríguez moved around well during the side's offensive transitions and was seen hugging the sideline here. He added width to their attacks while his directness also helped him to drive possession forward without wasting any time. However, Rodríguez's efforts at linking up play after coming short can be a little inconsistent, while his decision making inside the final third also needs improving. Despite this, his mobility and willingness to get on the ball under pressure were an asset to the side.

Rodríguez's persistence to get on the ball made him chase down loose balls during the side's defensive transitions, while also seeming quick to counter press once possession was conceded. He did have the place to quickly get across to opponents and often looked brave when putting a foot in to win back possession. Rodríguez also tracked back at times but never seemed to be consistent when doing so and seemed to restrict most of his defensive actions inside the opposition half.

L. RODRÍGUEZ BALL PROGRESSION



PHYSICAL PROFILE

Standing at a fairly solid height of 179 cm, Rodríguez was competent in the air but was far from being a dominant figure here. However, he did showcase good levels of aggression when going into an aerial duel.

Rodríguez had a lean build but seemed to be very mobile as well for a player of his size. He looked agile on the ball as well and showcased good bursts of pace to move the ball away from his marker.

Rodríguez does need to improve his physicality before moving into a more demanding league but showcased an excellent reserve of energy and stamina.

CLUB MATCHING METHODOLOGY

Our custom-built xGOLD tool has the ability to match players to clubs from a data-driven tactical fit perspective - we then take the initial shortlist and go into further scout-led filtering, considering the key points below.

A) Playing Style

Assessing teams by their playing style and finding a suitable match for Rodríguez: Teams who average low dribble numbers and only a few touches inside the opposition box.

B) Leagues

We are looking at options from German Bundesliga, Ligue 1, Portuguese Liga Portugal, Spanish La Liga and Belgian Pro League

C) Statistics

Players who are statistically similar to Rodríguez and whose contracts are ending and he could replace.

German Bundesliga

Union Berlin

- They only average 16.64 dribbles per 90.
- They only average around 13.19 touches inside the opposition box per 90.

Bayer Leverkusen

- They only average 24.99 dribbles per 90.
- They only average around 17.01 touches inside the opposition box per 90.

RB Leipzig

- They only average 24.86 dribbles per 90.
- They only average around 19.94 touches inside the opposition box per 90.

French Ligue 1

AS Monaco

- They only average 24.19 dribbles per 90.
- They only average around 19.16 touches inside the opposition box per 90.

Olympique Marseille

- They only average 24.42 dribbles per 90.
- They only average around 22.95 touches inside the opposition box per 90.

Lille

- They only average 26.33 dribbles per 90.
- They only average around 21.86 touches inside the opposition box per 90.

Portuguese Liga Portugal

Benfica

- They only average 27.51 dribbles per 90.
- They only average around 24.38 touches inside the opposition box per 90.

Sporting CP

- They only average 31.78 dribbles per 90.
- They only average around 22.54 touches inside the opposition box per 90.

Porto

- They only average 26.52 dribbles per 90.
- They only average around 22.42 touches inside the opposition box per 90.

Spanish La Liga

Valencia

- They only average 26.98 dribbles per 90.
- They only average around 16.86 touches inside the opposition box per 90.

Sevilla

- They only average 21.47 dribbles per 90.
- They only average around 16.07 touches inside the opposition box per 90.

Atlético Madrid

- They only average 20.88 dribbles per 90.
- They only average around 20.46 touches inside the opposition box per 90.

Belgian Pro League

Union Saint-Gilloise

- They only average 32.06 dribbles per 90.
- They only average around 18.13 touches inside the opposition box per 90.

Gent

- They only average 23.96 dribbles per 90.
- They only average around 18.86 touches inside the opposition box per 90.

Anderlecht

- They only average 27.46 dribbles per 90.
- They only average around 19.63 touches inside the opposition box per 90.



AZ ALKMAAR U21

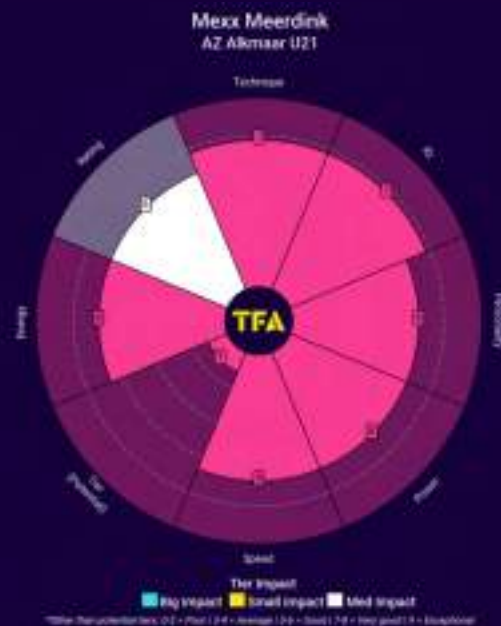


SCOUT REPORT

MEXX MEERDINK

MAY 2023





Mexx Meerdink is a technically sound striker who was a capable finisher while also showcasing the ability to create chances for his teammates. He still seemed to be a little raw with a few of his aspects but has the basic traits to turn into a well rounded forward. Meerdink was a capable dribbler and handled the ball well under pressure, while also looking to be an inventive finisher from close range. He does need to showcase more aggression with his defensive duties though but has the basic traits to turn into a more capable presser. Still only 19, Meerdink is primed to move into a more demanding league and has huge potential.

T = Technique I = IQ (football intelligence) P = Personality P = Power S = Speed T = Tier (potential Tier - see explainer) E = Energy
R = Rating (Big, Medium, Small) if he moved to that Tier today

Score explanations (other than potential tiers): 0-2 = poor 3-4 = average 5-6 = good 7-8 = very good 9 = exceptional

Mexx Meerdink

AZ II

Category	Description	Points
International Appearances	No data	0
Domestic Minutes	Band 2: 0%	0
Continental Minutes	Band 3: 0%	0
League Position	AZ II: Eerste Divisie - #13	0
Continental Progression	No data	0
League Quality	Eerste Divisie	2
Total	Ineligible	2

This calculation is based on rules agreed by the FA and the Home Office for players to play in England. There will be edge cases and different interpretations. Our Governing Body Endorsement (GBE) status tool should be used as a guide to assess the likelihood of a player meeting the criteria, rather than a definitive assessment. GBE criteria are regularly reviewed by the FA and Home Office. Any changes will be incorporated into our calculations when they are announced.

NB: Our calculations don't currently take into account injury data or, for players under 21, any additional points from the youth criteria. There are variations to the GBE criteria for players to play in Scotland and details can be found on the Scottish FA website.

TFA

PLAYER PROFILE

Mexx Meerdink is a 19-year-old Dutch footballer who plays as a centre forward for AZ Alkmaar U21 in the Keuken Kampioen Divisie which is the second tier of Dutch football.

He is predominantly left-footed and was often deployed as a lone forward.

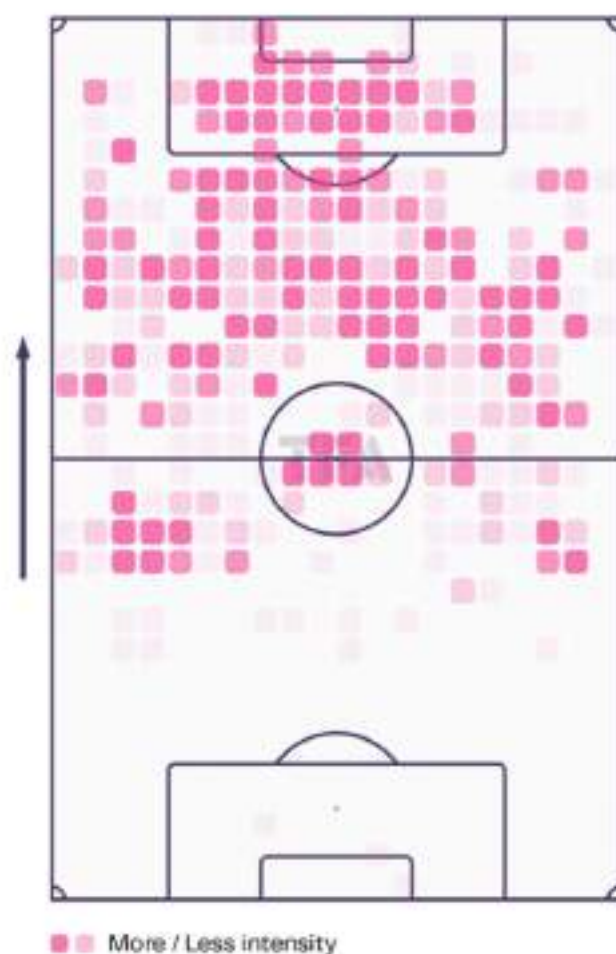
Meerdink has a current market value of €500,000.

PLAYER HISTORY

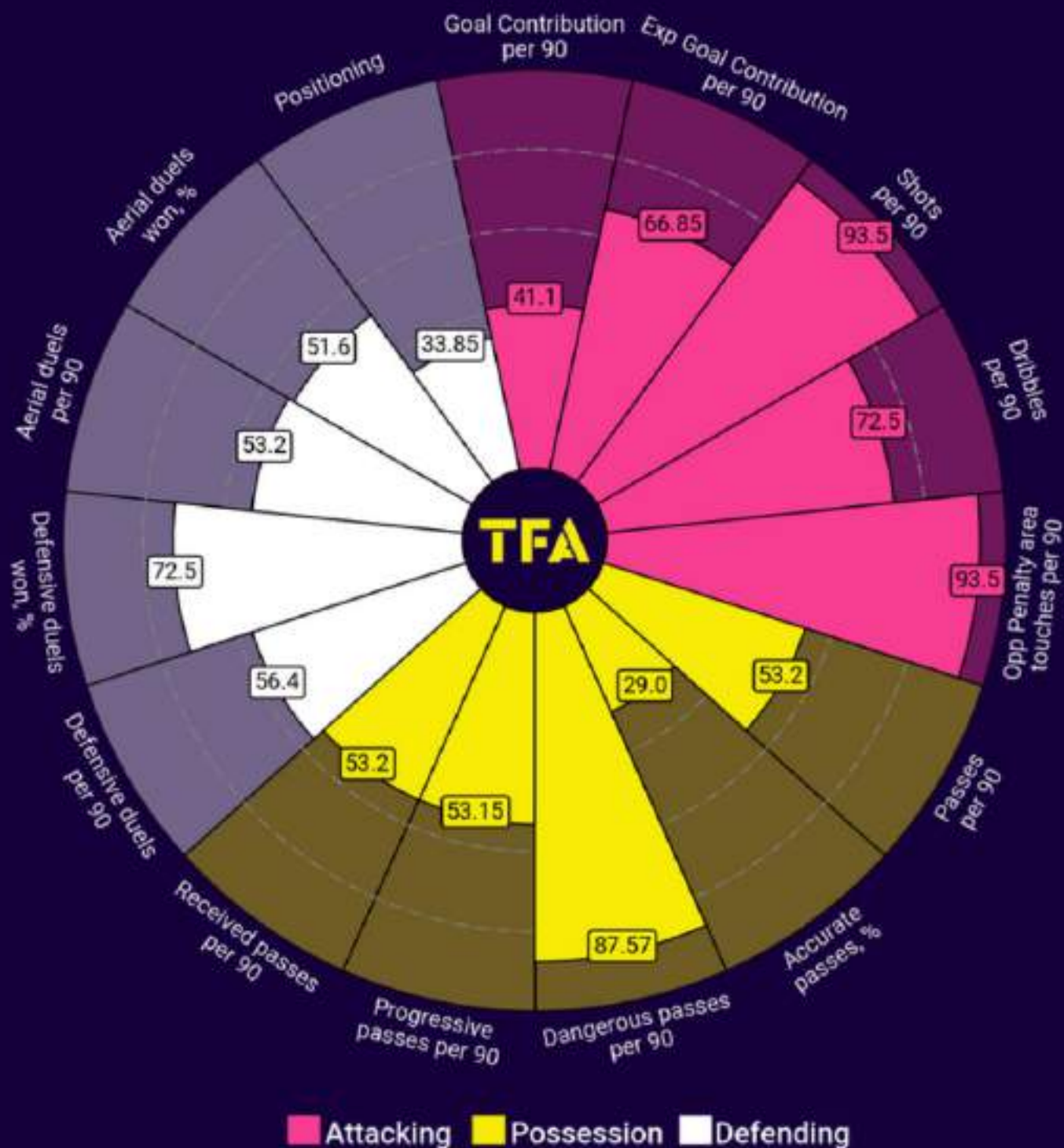
Meerdink is a product of the Graafschap academy and moved to AZ Alkmaar U17 in the 19/20 season. He then rose up the ranks before settling in with the reserve side in the 21/22 season.

M. MEERDINK HEATMAP

All games from Eredivisie 2022/2023, Eerste Divisie 2022/2023



M. Meerdink | CF | 1035 minutes played
 AZ II | 19-years-old | Season 2022-23



Percentile Rank vs CFs in Netherlands-Eerste Divisie-21 Data from Season 2022-23

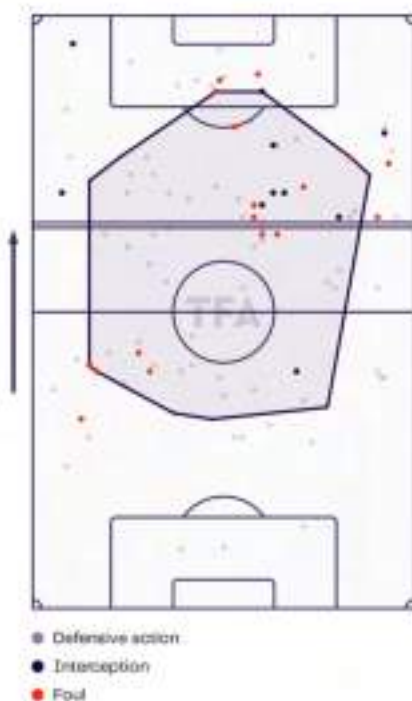
DEFENSIVE PHASE

Meerdink did look to press in a high line but seemed half hearted at times with his efforts to do so. He never really reacted to any specific trigger here and failed to consistently apply the same intensity of pressure inside the final third. Meerdink also lacked a definitive aggression when closing down opponents and also failed to effectively nick the ball away from his man.

Meerdink did track back on a couple of occasions but did not seem to be overly happy to do so. He made some decent interceptions in the process as well and does a tidy job of retain the ball here with simple passes, while also keeping an eye for a teammates.

M. MEERDINK DEFENSIVE TERRITORY

All games from Eerste Divisie 2022/2023, Eredivisie 2022/2023



M. MEERDINK HIGH REGAINS

All games from Eredivisie 2022/2023, Eerste Divisie 2022/2023



ATTACKING PHASE

Meerdink was an excellent finisher from close range and showcase the composure needed to consistently score important goals. He had an excellent first touch and often did well to set up the shot while also possessing good strength to hold off opposition pressure in tighter areas. Meerdink also looked to be fairly inventive with his shots and did not look like one dimensional striker.

Meerdink also tried to set up teammates with some disguised passes into the opposition box and looked capable of creating chances. His technique when doing so looked excellent while his first time passes to release a runner also looked sound.

He also looked to be a capable dribbler and showcased some neat touches to beat his marker up close. His off ball movement also seemed to be a strong aspect of his game as Meerdink often did well to lose his marker on the move while also managing to quickly get into vacant spaces across the pitch.

Meerdink does need to start taking more efforts from outside box though as most of his attempts on target seemed to be from close range while his aerial prowess is also an area for him to work on.

M. MEERDINK PASS MAP M. MEERDINK PROGRESSIVE PASSES

All games from Eerste Divisie 2022/2023, Eredivisie 2022/2023

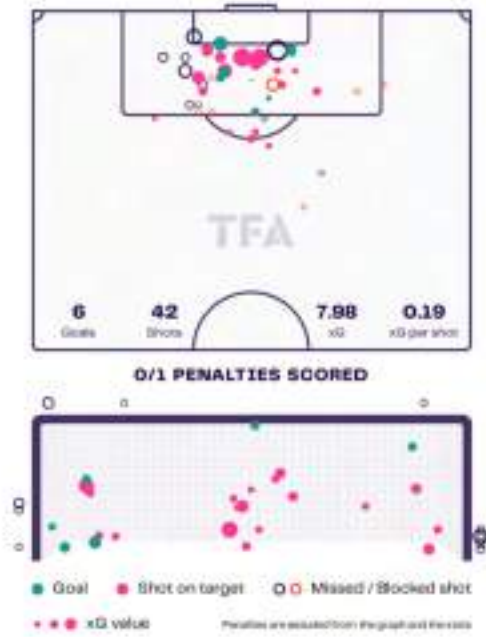


All games from Eredivisie 2022/2023, Eerste Divisie 2022/2023



M. MEERDINK SHOTS

All games from Eerste Divisie 2022/2023, Eredivisie 2022/2023




M. MEERDINK SHOT ASSISTS

All games from Eerste Divisie 2022/2023, Eredivisie 2022/2023



M. MEERDINK PENETRATING CARRIES

All games from Eredivisie 2022/2023, Eerste Divisie 2022/2023



TRANSITIONS

Meerdink does well to come short to get on the ball during the side's offensive transitions and does well to link up play with deft, one touch passes. His off ball movement also helped to stretch the opposition line while also managing to make penetrative runs into the opposition box. Meerdink also does well to hold the ball up in tight spaces while also trying to release teammates into the final third when possible.

Meerdink looked to be rather silent when it came to the side's defensive transition as he looked to restrict most of his actions to within the opposition half. He did try to close down opponents here but never really looked purposeful and lacked the right aggression to win back possession. However, Meerdink did make some decent interceptions across the pitch and was quick to retain possession here as well.

M. MEERDINK BALL PROGRESSION

All games from Eerste Divisie 2022/2023, Eredivisie 2022/2023



PHYSICAL PROFILE

Standing at a fairly solid height of 182 cm, Meerdink was competent in the air but needs to show more aggression and dominance when going into an aerial duel.

Meerdink had a rather lean build but seemed to be very mobile as well. He was often quick off his mark and also showcased decent bursts of pace, although he was far from being the fastest player on the pitch.

Meerdink looked to be a physically dominant player and this was often reflected in his attacking duels. He does an excellent job of holding off opposition pressure during transitions and rarely went down under pressure here.

SIMILAR PLAYERS USING XGOLD

xGOLD is our custom-built in-house tool that uses data to match player profiles

Harry Kane

Tottenham Hotspur F.C.
86% match

Marcus Rashford

Manchester United F.C.
85% match

Rodrigo

Leeds United
85% match



CLUB MATCHING METHODOLOGY

Our custom-built xGOLD tool has the ability to match players to clubs from a data-driven tactical fit perspective - we then take the initial shortlist and go into further scout-led filtering, considering the key points below.

A) Playing Style

Assessing teams by their playing style and finding a suitable match for Meerdink:
Teams who average a low number of passes played into the final third and only a few touches inside the opposition box.

B) Leagues

We are looking at options from German Bundesliga, French Ligue 1, Italy Serie A, Spanish La Liga and Belgian Pro League

C) Statistics

Players who are statistically similar to Meerdink and whose contracts are ending and he could replace.

German Bundesliga

Wolfsburg

- They only average 46.19 passes into the final third and need a more penetrative passer.
- They only average around 17.02 touches inside the opposition box per 90.

Bayer Leverkusen

- They only average 45.92 passes into the final third and need a more penetrative passer.
- They only average around 17.01 touches inside the opposition box per 90.

Borussia M'gladbach

- They only average 42.31 passes into the final third and need a more penetrative passer.
- They only average around 15.49 touches inside the opposition box per 90.

French Ligue 1

Montpellier

- They only average 42.45 passes into the final third and need a more penetrative passer.
- They only average around 13.56 touches inside the opposition box per 90.

OGC Nice

- They only average 47.17 passes into the final third and need a more penetrative passer.
- They only average around 17.14 touches inside the opposition box per 90.

Reims

- They only average 49.64 passes into the final third and need a more penetrative passer.
- They only average around 16.1 touches inside the opposition box per 90.

Italy Serie A

Udinese

- They only average 41.13 passes into the final third and need a more penetrative passer.
- They only average around 18.61 touches inside the opposition box per 90.

Bologna

- They only average 45.54 passes into the final third and need a more penetrative passer.
- They only average around 12.63 touches inside the opposition box per 90.

Italy Serie A

Torino

- They only average 51.38 passes into the final third and need a more penetrative passer.
- They only average around 16.15 touches inside the opposition box per 90.

Spanish La Liga

RCD Mallorca

- They only average 36.66 passes into the final third and need a more penetrative passer.
- They only average around 10.81 touches inside the opposition box per 90.

Girona

- They only average 43.69 passes into the final third and need a more penetrative passer.
- They only average around 15.99 touches inside the opposition box per 90.

Celta de Vigo

- They only average 44.32 passes into the final third and need a more penetrative passer.
- They only average around 15.25 touches inside the opposition box per 90.

Belgian Pro League

Westerlo

- They only average 44.01 passes into the final third and need a more penetrative passer.
- They only average around 17.41 touches inside the opposition box per 90.

Standard Liège

- They only average 42.96 passes into the final third and need a more penetrative passer.
- They only average around 15.79 touches inside the opposition box per 90.

Union Saint-Gilloise

- They only average 49.67 passes into the final third and need a more penetrative passer.
- They only average around 18.13 touches inside the opposition box per 90.



BANFIELD

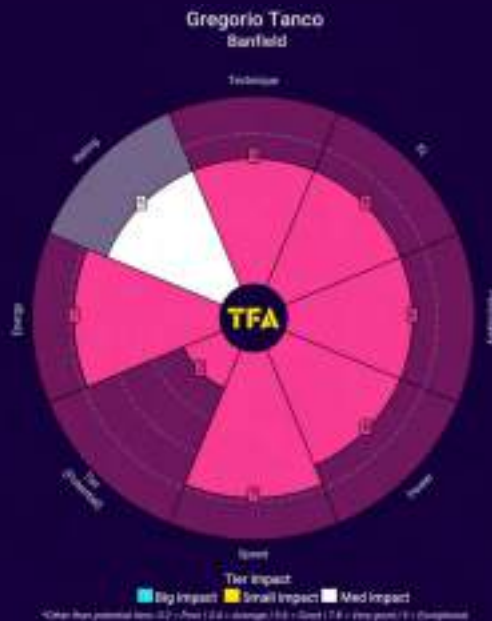


SCOUT REPORT

GREGORIO TANCO

MAY 2023





Gregorio Tanco is a central defender who has a playing style of a ball-playing center back. He operates as a right center back in the back three for Banfield. Has the tendency and first instincts to play the ball higher up the field with his good vision, and long/medium passing skills. Defensively he is able to perform the duties well when starting stationary and also in the transitional phase. Out of possession he reads the game well and has good anticipation to predict the moves of the opposition and adjust his positioning accordingly. From the observed matches and his current style of play, he has the potential to continue to play at a tier-two level.

T - Technique I - IQ (football intelligence) P - Personality P - Power S - Speed T - Tier (potential Tier - see explainer) E - Energy
R - Rating (Big, Medium, Small) if he moved to that Tier today

Score explanations (other than potential tiers): 0-2 = poor 3-4 = average 5-6 = good 7-8 = very good 9 = exceptional

Gregorio Tanco Banfield

Category	Description	Points
International Appearances	No data	0
Domestic Minutes	Band 3: 0%	0
Continental Minutes	Band 2: 0%	0
League Position	Banfield: Argentina Superliga - #18	0
Continental Progression	Copa Sudamericana: Group Stage	2
League Quality	Liga Profesional de Fútbol	8
Total	Exceptions Panel	10

This calculation is based on rules agreed by the FA and the Home Office for players to play in England. There will be edge cases and different interpretations. Our Governing Body Endorsement (GBE) status tool should be used as a guide to assess the likelihood of a player meeting the criteria, rather than a definitive assessment. GBE criteria are regularly reviewed by the FA and Home Office. Any changes will be incorporated into our calculations when they are announced.

NB: Our calculations don't currently take into account injury data or, for players under 21, any additional points from the youth criteria. There are variations to the GBE criteria for players to play in Scotland and details can be found on the Scottish FA website.

TFA

PLAYER PROFILE

Gregorio Tanco is a 23-year-old center-back who currently plays for Banfield in the top-flight football of Argentina.

He is a right-footed defender who normally operates in the back three from the right side. Has the playing style of a ball-playing defender and therefore makes a decent amount of contributions in the attacking phase but is able to put strong performance defensively too.

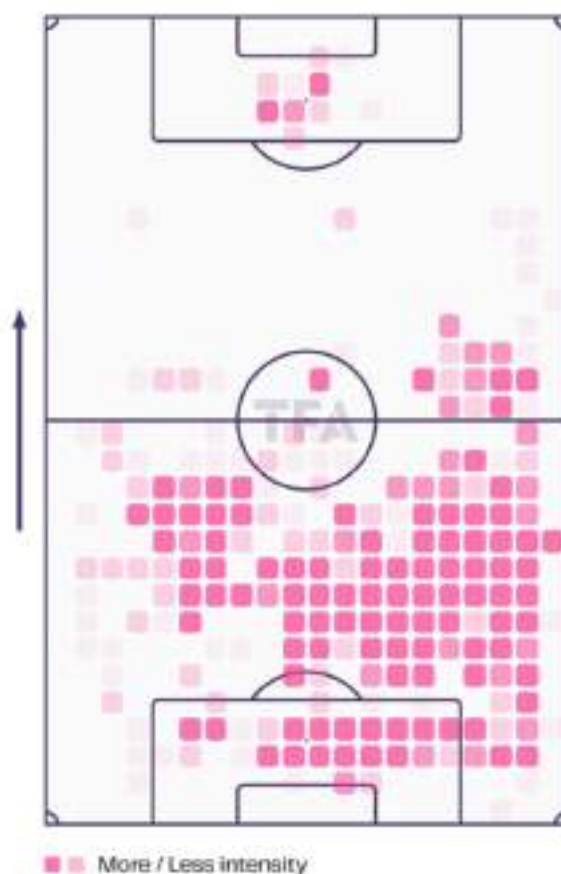
Tanco is currently valued at €175,000.

PLAYER HISTORY

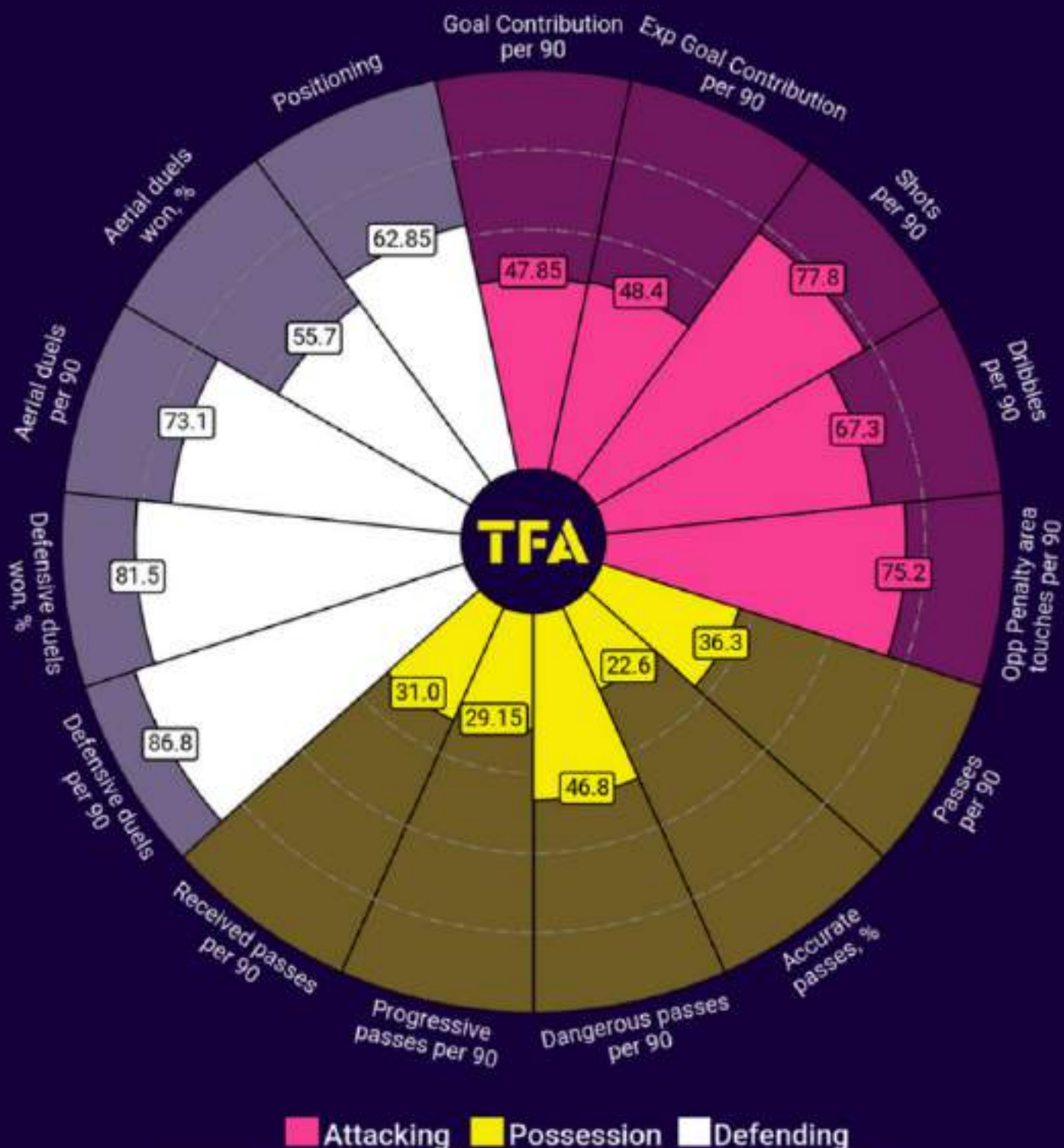
Tanco is a product of Banfield's youth system and has come up through the ranks to be in the first team. Before making his debut for the senior side he played for Banfield's U20 and II sides. His contract with the club is set to expire on 31 December 2023 and does not have any clauses attached.

G. TANCO HEATMAP

All games from Liga Profesional de Fútbol 2022



G. Tanco | RCB | 1340 minutes played
 Banfield | 23-years-old | Season 2022-23



Percentile Rank vs RCBs in Argentina-Liga Profesional-1 | Data from Season 2022-23

DEFENSIVE PHASE

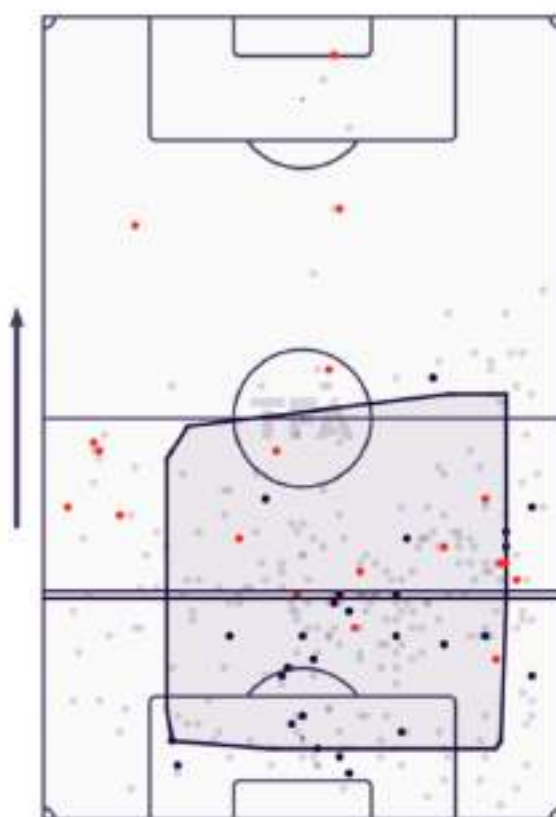
Tanco is proactive and vigilant in terms of defending inside and outside of the penalty box. He excels in 1v1 positioning thanks to his reaction timing, clear fundamentals, technique, and quick footwork.

He is able to read the game well and adjusts his positioning accordingly. Often puts his body on the line to stop the attempts of the opponents and does well to protect the goal.

Tanco is good at defending set pieces, puts a solid amount of pressure when competing to make the first contact, and also does well to clear the ball at a safe distance.

G. TANCO DEFENSIVE TERRITORY

All games from Liga Profesional de Fútbol 2022



- Defensive action
- Interception
- Foul

ATTACKING PHASE

Tanco identifies as an astute defender technique-wise. Has excellent first touch whilst receiving. When provided time and space he advances the ball forward with good ball control whilst dribbling. At times takes the stand to dribble forward in order to clear the pressure on the backline.


He plays short passes to build the play from the back. Also plays a variety of advanced passes in order to increase the tempo of the attack. Does well to play progressive passes on the wing in order to release the full-back and wingers. Also has the awareness to switch the play on the opposite flank by playing accurate long diagonal passes.

When with the ball he does well under pressure. Looks calm and poised, and has the vision and decision-making power to decide his next pass or move accordingly.

Whilst attacking set pieces he takes interest willingly to be on the receiving end of the crosses inside the penalty box. Does well to make contact but can improve the accuracy of his headed attempts.

G. TANCO PASS MAP

All games from Liga Profesional de Futbol 2022



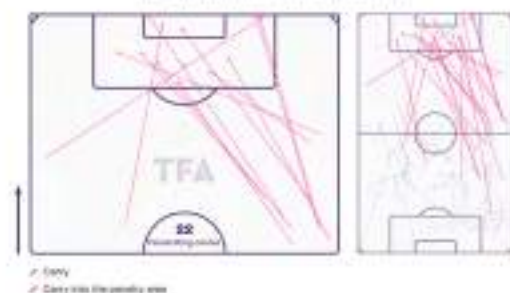
G. TANCO PROGRESSIVE PASSES

All games from Liga Profesional de Futbol 2022



G. TANCO PENETRATING CARRIES

All games from Liga Profesional de Futbol 2022



TRANSITIONS

Tanco in offensive transitions being a ball-playing defender is able to spot the runs and positions occupied by his teammates higher up the field. Plays long direct passes in order to counter when sees the defense open. Actively takes part in attacking set pieces and is a strong presence. Will dribble when given space but also has the ability to force the opposition to drop back by making bold decisions to drive the ball forward by coming out of his line.

Tanco has good pace and recovery speed in order to cover the spaces as well as be on the same length as the ball carriers. Shows good mobility to cover the small and large areas in the defensive zones. Able to challenge when running backward. Also has good awareness to intercept long and direct passes played on and behind the defensive lines. Overall does well in understanding the situation and switches on his pressing at the right time.

G. TANCO BALL PROGRESSION

All games from Liga Profesional de Fútbol 2022



➤ Progressive run

● Successful / Unsuccessful dribble

PHYSICAL PROFILE

Tanco stands 186cm tall an average height for a center back with athletic but close to clean built physic. He is competitive and combative on the field.

When indulging in defensive duels he has the power to outmuscle his man. However, in aerial duels, his performance is mediocre. Although does have a high rate of trying to participate.

Overall as good mobility, speed, awareness, and strength for a center back and plays with a decent amount of intensity.

SIMILAR PLAYERS USING XGOLD

xGOLD is our custom-built in-house tool that uses data to match player profiles

Cesar Montes

Espanyol
82% match

José Ángel Carmona

Elche
81% match

Chancel Mbemba

Olympique Marseille
80% match



CLUB MATCHING METHODOLOGY

Our custom-built xGOLD tool has the ability to match players to clubs from a data-driven tactical fit perspective - we then take the initial shortlist and go into further scout-led filtering, considering the key points below.

A) Playing Style

Assessing teams by their playing style and finding a suitable match for Tanco

Teams who average low accurate passing percentage and low defensive duels won percentage.

B) Leagues

We are looking at options for teams in Argentina 1, and Belgium 1.

C) Statistics

Players who are statistically similar to Tanco and whose contracts are ending, and he could replace.

Argentine Primera División

San Lorenzo

- They averaged 79% accurate passes.
- They have averaged 62% in terms of defensive duels won

CA Huracán

- They averaged 75.6% accurate passes.
- They have averaged 63.8% in terms of defensive duels won

Godoy Cruz

- They averaged 75.6% accurate passes.
- They have averaged 63.4% in terms of defensive duels won

Belgium Jupiler Pro League

KV Mechelen

- They averaged 81.6% accurate passes.
- They have averaged 63.2% in terms of defensive duels won

OH Leuven

- They averaged 81.9% accurate passes.
- They have averaged 61.5% in terms of defensive duels won



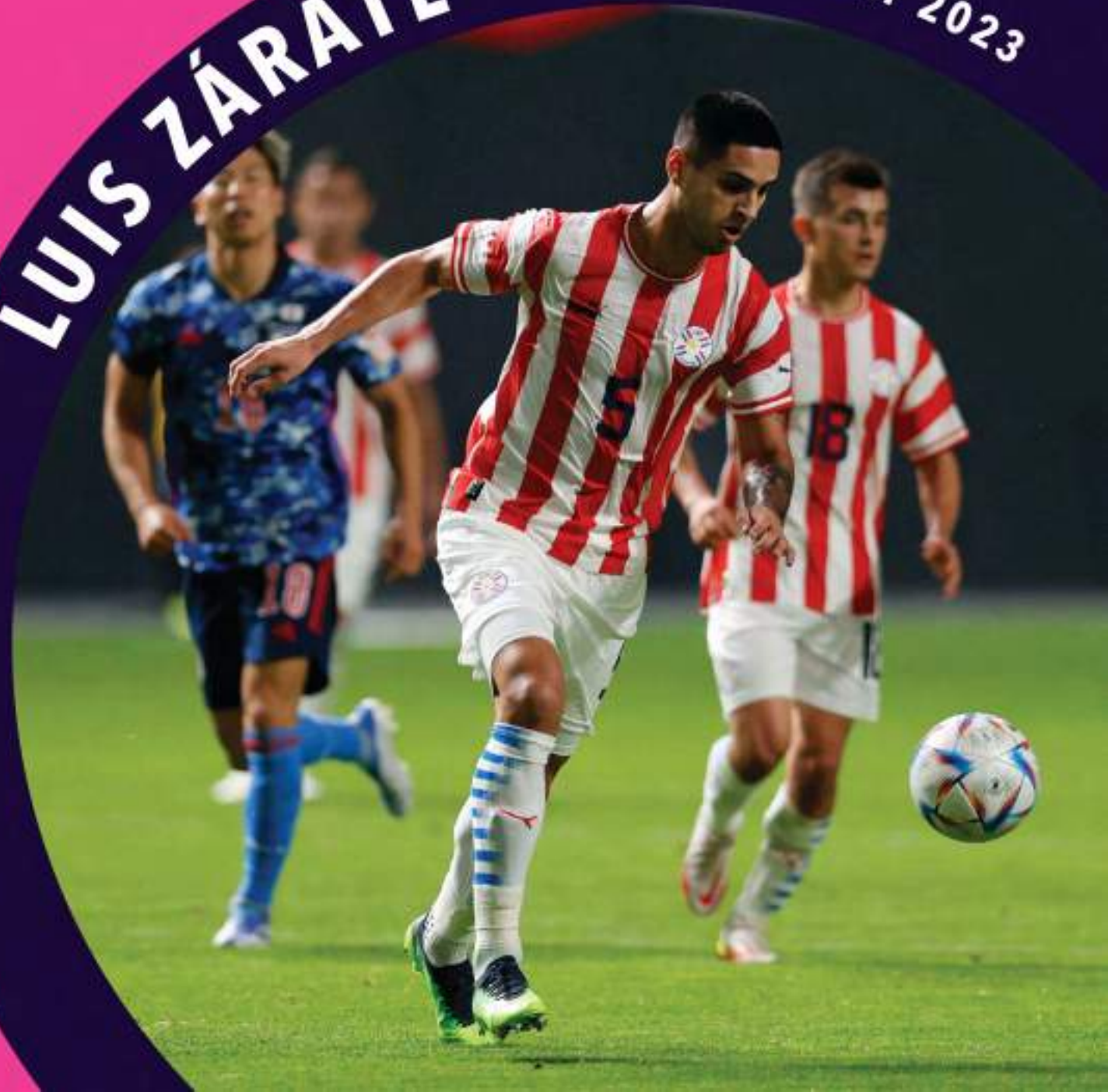
OLIMPIA ASUNCIÓN

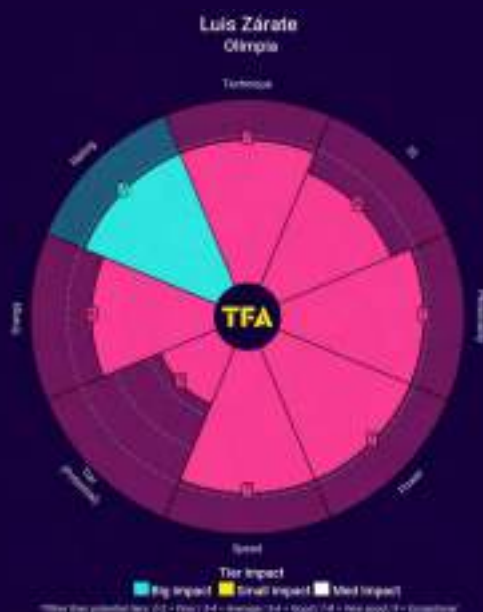


SCOUT REPORT

LUIS ZÁRATE

MAY 2023





Luis Zárate is a 23-year-old young energetic central defender. He can play as an RCB and LCB. Has a combined playing style of a ball-playing center half and a stopper as well. In possession, he progresses the ball forward from the back and helps in the build-up play. When given space and time he also had the ability to play direct long passes. Out of possession, he organizes himself well on the field thanks to his defensive awareness and positioning. He indulges aggressively in defensive and aerial duels. Shows good strength and intensity to be on top of situations and shrugs off his opponents. From the observed matches and his current level of play, he has the potential to play in the tier three level.

T = Technique I = IQ (football intelligence) P = Personality P = Power S = Speed T = Tier (potential Tier - see explainer) E = Energy
 R = Rating (Big, Medium, Small) if he moved to that Tier today

Score explanations (other than potential tiers): 0-2 = poor 3-4 = average 5-6 = good 7-8 = very good 9 = exceptional

Luis Zárate Olimpia Asunción

Category	Description	Points
International Appearances	No data	0
Domestic Minutes	Band 6: 32%	0
Continental Minutes	Band 1: 87%	9
League Position	Olimpia: Paraguay Division Profesional -1Title winner	
Continental Progression	Copa Libertadores: Group Stage	5
League Quality	Division Profesional	2
Total	Eligible	17

This calculation is based on rules agreed by the FA and the Home Office for players to play in England. There will be edge cases and different interpretations. Our Governing Body Endorsement (GBE) status tool should be used as a guide to assess the likelihood of a player meeting the criteria, rather than a definitive assessment. GBE criteria are regularly reviewed by the FA and Home Office. Any changes will be incorporated into our calculations when they are announced.

NB Our calculations don't currently take into account injury data or, for players under 21, any additional points from the youth criteria. There are variations to the GBE criteria for players to play in Scotland and details can be found on the Scottish FA website.

TFA

PLAYER PROFILE

Luis Zarate is a 23-year-old central defender who plays for Olimpia in Primera División Apertura the top-flight of Paraguayan football.

He is right-footed, and generally plays as a right-center-back but can also play as a left-center-back.

Has a combined playing style of a ball-playing center half (offensively) and stopper (defensively).

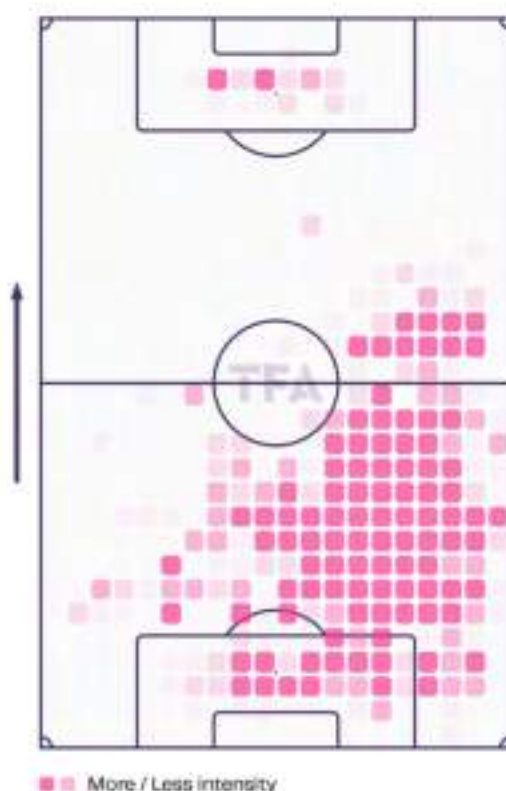
Zarate has a current market value of €800,000.

PLAYER HISTORY

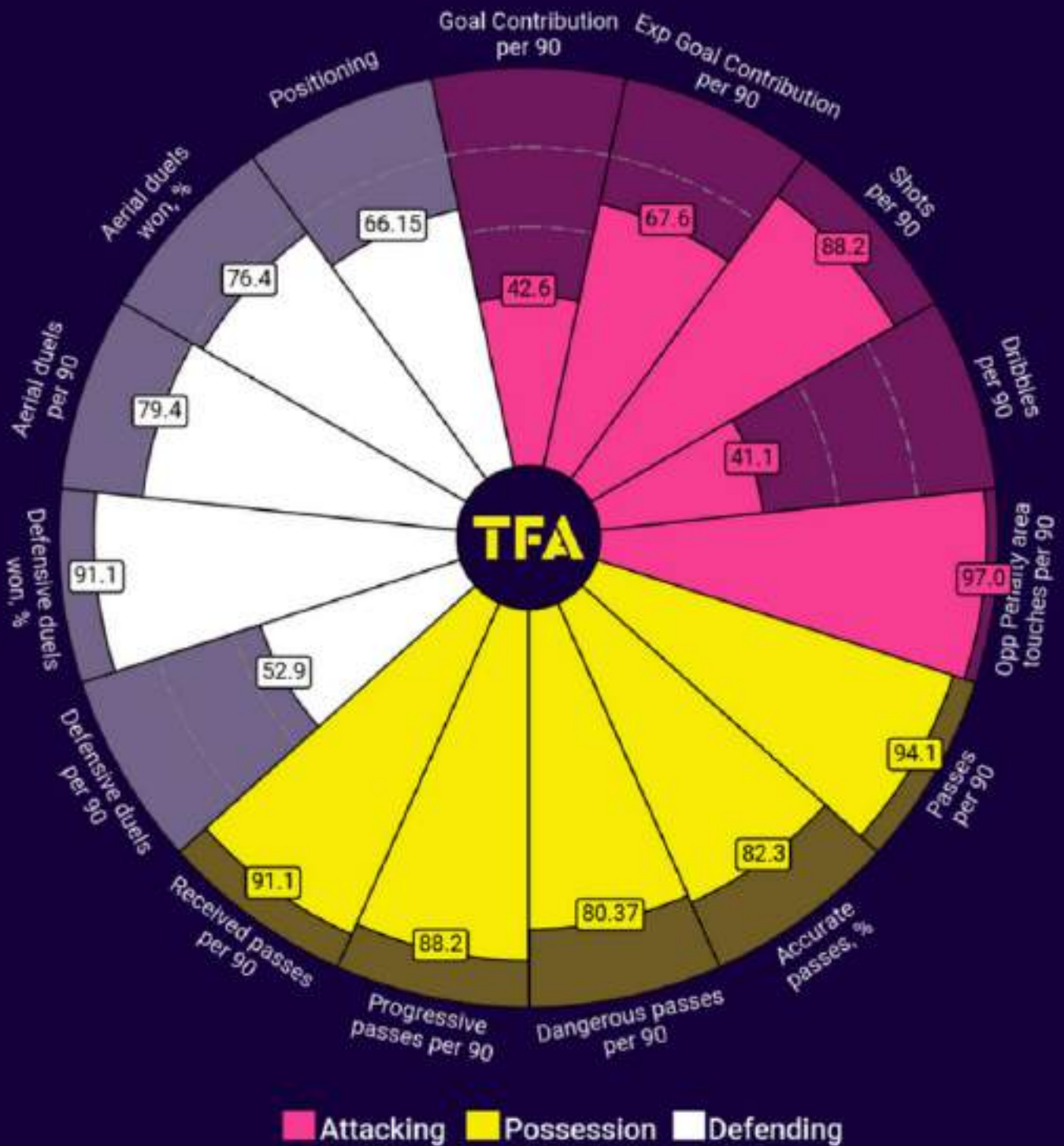
Zarate is a product of the Libertad youth system and has played previously for their U19 and 23 sides. After making a permanent move to Olimpia before making his senior debut also played for their U23 side. He joined Olimpia on 1 January 2022 and his date of contract expiry is yet not mentioned on his transfermarkt profile.

L. ZARATE HEATMAP

All games from Division Profesional 2023, Division Profesional 2022



L. Zárate | RCB | 909 minutes played
 Olimpia | 23-years-old | Season 2023



Percentile Rank vs RCBs in Paraguayan-Division Profesional-1 | Data from Season 2023

DEFENSIVE PHASE

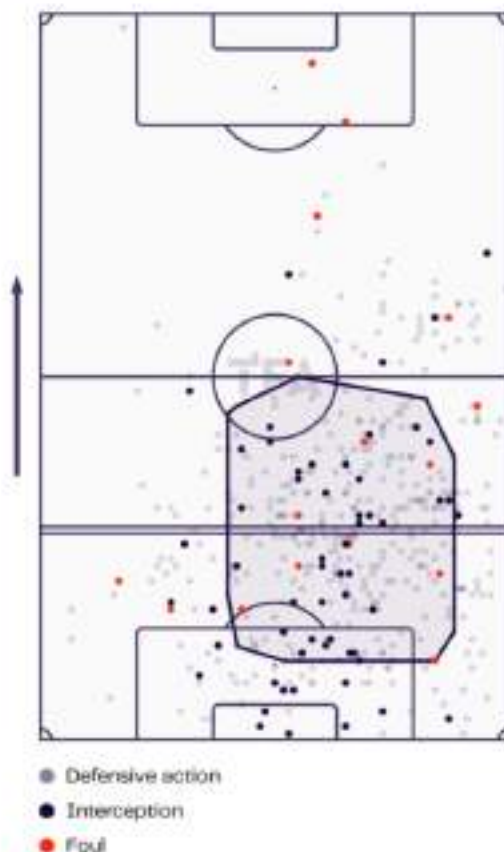
Zarate defensively looks organized. He has strong defensive awareness and anticipation. When getting involved in defensive and aerial duels he is strong and takes advantage of his strength and height well. He is able to generate high intensity and is aggressive in nature to shrug off opponents.

Has good mobility and as a result, is able to cover large spaces on the backline. He has a tendency to counter-press by rushing out of his lines therefore has the capability to play and defend in a Highline.

Zarate marks his man tightly behind their backs. Makes his frame huge, and cuts off running space and angles in order to stop them in their tracks.

L. ZÁRATE DEFENSIVE TERRITORY

All games from Division Profesional 2023, Division Profesional 2022



ATTACKING PHASE

Zarate whilst receiving has deft touches and remains calm and poised. Under pressure, he is able to react fast and is quick to release the ball. Normally he plays with minimal touches and keeps the ball in play by exchanging passes from the back toward fellow defenders and fullbacks. He is quick in playing short/medium passes and displays good speed.


When given time and space Zarate was not shy of playing direct and progressive passes. He aims to target the gaps on the opposition's defensive lines and attempted passes in order to release the forward and wingers. His IQ and intelligence in this aspect are good but lacks accuracy whilst executing the final pass.

Zarate is proactive when involved in attacking set pieces. He is able to make his forward and makes first contact with his head. Although lacks accuracy in managing to keep them on target.

He is not much of a dribbler and prefers to release the ball within a short time. Displayed good vision to screen the area in front of him and usually takes wise decisions. Therefore his playing style aligns as a ball-playing center back and a stopper as well defensively.


L. ZÁRATE PASS MAP

All games from Division Profesional 2023, Division Profesional 2022



L. ZÁRATE PROGRESSIVE PASSES

All games from Division Profesional 2023, Division Profesional 2022



L. ZÁRATE PENETRATING CARRIES

All games from Division Profesional 2023, Division Profesional 2022



TRANSITIONS

Zarate in offensive transitions is proactive in attacking set pieces and willingly takes part. He is quick in releasing and playing short/medium passes with speed. This resulted in rotating the ball effectively and maintaining/increasing the flow of the build-up. When provided with space and time he also is a risk taker and attempts to play long progressive passes to put pressure on the opposition's backline. He is a stopper as well and rushes out of his line at times to counter-press and win back the ball.

Zarate in defensive transitions shows good speed to be on the same length as the opponents. Also has good recovery speed to drop back in defensive zones. He marks his man closely and does not allow them any space to turn or advance forward. His awareness was spot on as by dropping and moving back was able to intercept high and low passes played on and behind the line of defense. Whilst defending set pieces he was dominant took charge of the situation and was quick to react in the air to make the first contact.

L. ZÁRATE BALL PROGRESSION

All games from Division Profesional 2023, Division Profesional 2022



PHYSICAL PROFILE

Zarate stands 189cm tall and has athletic, medium muscular built physic. He is a highly combative and competitive player who prefers to play aggressively and at high intensity.

He has a robust amount of strength when getting involved in duels. Shows conviction and a high work rate in his performance. Although commits himself too much at times and gives away fouls.

For a center back Zarate has good speed, mobility, agility, and stamina to play the game until the last minute.

SIMILAR PLAYERS USING XGOLD

xGOLD is our custom-built in-house tool that uses data to match player profiles

Ethan Ampadu


Spezia
87% match

Armando Izzo

Monza
85% match

Eray Cömert

Valencia
85% match



CLUB MATCHING METHODOLOGY

Our custom-built xGOLD tool has the ability to match players to clubs from a data-driven tactical fit perspective - we then take the initial shortlist and go into further scout-led filtering, considering the key points below.

A) Playing Style

Assessing teams by their playing style and finding a suitable match for Zárate
Teams who average low accurate passing percentage and low defensive duels won percentage.

B) Leagues

We are looking at options for teams in England 2, Mexico 1, and Greece 1.

C) Statistics

Players who are statistically similar to Zárate and whose contracts are ending, and he could replace.

England Championship

Sunderland

- They averaged 83.6% accurate passes.
- They have averaged 62.4% in terms of defensive duels won

West Bromwich Albion

- They averaged 82.5% accurate passes.
- They have averaged 62.1% in terms of defensive duels won

Watford FC

- They averaged 81.9% accurate passes.
- They have averaged 61.3% in terms of defensive duels won

Mexico Liga MX

CD Guadalajara

- They averaged 82.5% accurate passes.
- They have averaged 62.8% in terms of defensive duels won

CF Monterrey

- They averaged 82.7% accurate passes.
- They have averaged 60.8% in terms of defensive duels won

Puebla FC

- They averaged 83.3% accurate passes.
- They have averaged 59.3% in terms of defensive duels won

Greece Super League

PAOK Thessaloniki FC

- They averaged 86.2% accurate passes.
- They have averaged 59.6% in terms of defensive duels won

Olympiacos FC

- They averaged 86.1% accurate passes.
- They have averaged 59.3% in terms of defensive duels won

TFA